

EXTRAORDINARY GAZETTE



**THE SOUTH AUSTRALIAN
GOVERNMENT GAZETTE**

PUBLISHED BY AUTHORITY

ALL PUBLIC ACTS appearing in this GAZETTE are to be considered official, and obeyed as such

ADELAIDE, THURSDAY, 16 DECEMBER 1999

CONTENTS

Fisheries Act 1982—Notices.....	3659
Real Property Act 1886—Notices	3503
Road Traffic Act 1961—Notices	3605

REGULATION

Shop Trading Hours Act 1977 (No. 264 of 1999)	3502
-----------------------------------------------------	------

REGULATIONS UNDER THE SHOP TRADING HOURS ACT 1977

No. 264 of 1999

At the Executive Council Office at Adelaide 16 December 1999

PURSUANT to the *Shop Trading Hours Act 1977* and with the advice and consent of the Executive Council, I make the following regulations.

E. J. NEAL Governor

PURSUANT to section 10AA(2) of the *Subordinate Legislation Act 1978*, I certify that, in my opinion, it is necessary or appropriate that the following regulations come into operation as set out below.

MICHAEL ARMITAGE Minister for Government Enterprises

SUMMARY OF PROVISIONS

1. Citation
2. Commencement
3. Substitution of reg. 6
6. Section 13(5f)(b)—Prescribed hardware and building materials and prescribed percentage

Citation

1. The *Shop Trading Hours Regulations 1992* (see *Gazette* 19 December 1991 p. 1955) are referred to in these regulations as "the principal regulations".

Commencement

2. These regulations come into operation on the day on which they are made.

Substitution of reg. 6

3. Regulation 6 of the principal regulations is revoked and the following regulation is substituted:

Section 13(5f)(b)—Prescribed hardware and building materials and prescribed percentage

6. (1) The hardware and building materials set out in Schedule 2 are prescribed for the purposes of section 13(5f)(b) of the Act.

(2) The percentage of the aggregate price of all hardware and building materials sold at a shop for the purposes of section 13(5f)(b) of the Act is 20 per cent.

REAL PROPERTY ACT 1886, STRATA TITLES ACT 1988
and COMMUNITY TITLES ACT 1996

PURSUANT to the Real Property Act 1886, Strata Titles Act 1988 and Community Titles Act 1996, I, Alan Joseph Sharman, Registrar-General, give notice that all instruments lodged with me from 4 January 2000 must comply with the standards set forth in Schedule 1 hereto and that all instruments specified in Schedule 2 hereto must be in the appropriate form contained in that Schedule.

This notice supersedes all previous notifications of standards published in the *Government Gazette*.

All approvals previously given by me for variations to panel forms must be re-approved.

Dated 16 December 1999.

A. J. SHARMAN, Registrar-General

SCHEDULE 1

*Standards approved by Registrar-General
for Form of Instruments*

1. Every instrument to which these standards apply must comply with the following requirements:

(a) The paper size must be:

Size:	International A4 (297 mm x 210 mm)
Margin:	Not less than 10 mm
Paper Colour:	White
Quality:	Laser Copy
Weight:	Not less than 80 gsm
Print Colour:	Black
Pitch:	Not less than 10 (variables)
Binding:	All originals to be secured in the top left hand corner only.

Free from discolouration or blemishes.

(b) A margin of not less than 10 mm must be provided on all sides of every page on which text is inserted by the parties executing.

(c) The text must be printed or written in the spaces provided observing the following:

(i) If typewritten, the type:

(a) may be produced by laser, daisy wheel and high standard inkjet and dot matrix printers and must not be produced by low standard inkjet and dot matrix printers, or the equivalent;

(b) must be in permanent, dense black ink and the line of the typewriting shall not overlap; and

(ii) If hand written, the writing must be clear and legible and in permanent, dense, rapid-drying black or blue ink

(d) The printing or writing in the instrument must not extend into any margin or subsequent panel;

(e) Any alteration must be made by striking through the matter intended to be altered and not by erasing, rubbing, painting, scraping or cutting the surface of the paper. Every such alteration made pursuant to a requisition of the Registrar-General must be initialled by the certifying party and/or such other person or persons as the Registrar-General considers necessary;

(f) The surname and initials of every certifying party must be clearly printed below the signature of such certifying party.

2. An annexure to an instrument must:

(a) be in the format of Form B1 and identified therein as an annexure to the parent instrument;

(b) be referred to in the appropriate panel in the body of the instrument;

(c) be affixed securely and permanently to the top left hand corner of the instrument;

(d) be numbered sequentially in a manner so as to reflect the total number of pages contained in the document;

(e) comply with requirements with which an instrument must comply by reason of paragraph 1; and

(f) be used only where there is insufficient space in the parent instrument for the relevant information or there is some other compelling reason for its use.

3. Subject to paragraph 1, an additional or inserted sheet intended to form part of the instrument must:

(a) be affixed securely and permanently to the top left hand corner of the instrument and comply with paragraph 2 (d) of these standards; and

(b) the printing or handwriting thereon must be clear and legible and in a permanent form.

4. An additional or inserted sheet being a certificate, statutory declaration or writing of a similar nature and which is intended to form part of an instrument need not comply with paragraph 3, provided that:

(a) it is affixed securely and permanently to the top left hand corner of the instrument, and complies with paragraph 2(d) of these standards; and

(b) the printing or handwriting thereon is clear and legible and in permanent form.

5. The Registrar-General may refuse to accept for registration any instrument, annexure sheet or additional or inserted sheet which does not comply with the provisions of these standards.

SCHEDULE 2

A4 Panel Forms

A1	Transmission Application
A2	Application to Register Death by Survivor
A3	Application (blank)
A4	Application to Note Change of Name (of a natural person)
A5	Application for the Variation of Order of Priority
B1	Annexure
B2	Blank Instrument (single)
B3	Blank Instrument (bi-fold)
C1	Caveat
D1	Discharge of Mortgage (single)
D2	Discharge of Mortgage (bi-fold)
D3	Discharge of Encumbrance
E1	Memorandum of Extension of Mortgage
E2	Memorandum of Extension of Lease
L1	Memorandum of Lease
L2	Memorandum of Underlease
L3	Memorandum of Standard Terms and Conditions of Lease
M1	Memorandum of Mortgage
M2	Memorandum of Encumbrance
M3	Memorandum of Standard Terms and Conditions of Mortgage
S1	Surrender of Lease (bi-fold)
T1	Memorandum of Transfer (single)
T2	Memorandum of Transfer (bi-fold)
T3	Memorandum of Transfer of Mortgage, Encumbrance or Lease
T4	Memorandum of Transfer by Mortgagee Exercising Power of Sale
W1	Withdrawal of Caveat
W2	Withdrawal of Lien
W3	Cessation of Lien
RTC	Application for Deposit of Plan of Division
AP6	Application for Amendment of a Deposited Strata Plan
Form 2	Certificate of Consent for the Deposit of a Plan of Division
Form 3	Certificate of Consent for the Amendment of a Plan of Strata Division

Form A1

TRANSMISSION APPLICATION BY PERSONAL REPRESENTATIVES

CERTIFICATE(S) OF TITLE AFFECTED

ESTATE AND INTEREST

DECEASED PROPRIETOR (Full Name)

(a)

who is one and the same person as the registered proprietor of the estate and interest and is named and described in the Register Book as:

(b)

APPLICANT (Full Name and Address)

THE APPLICANT AS PERSONAL REPRESENTATIVE OF THE ABOVENAMED DECEASED PROPRIETOR APPLIES TO BE REGISTERED AS THE PROPRIETOR OF THE ESTATE AND INTEREST OF THE SAID DECEASED IN THE LAND ABOVE DESCRIBED.

DATED

EXECUTION

.....
Signature of APPLICANT

.....
Signature of WITNESS - Signed in my presence by the APPLICANT who is either personally known to me or has satisfied me as to his or her identity.*

.....
Print Full Name of Witness (BLOCK LETTERS)

.....
Address of Witness

.....
Business Hours Telephone No.

.....
Signature of APPLICANT

.....
Signature of WITNESS - Signed in my presence by the APPLICANT who is either personally known to me or has satisfied me as to his or her identity.*

.....
Print Full Name of Witness

.....
Address of Witness

.....
Business Hours Telephone No.

* NB: A penalty of up to \$2000 or 6 months imprisonment applies for improper witnessing.

LANDS TITLES REGISTRATION
OFFICE
SOUTH AUSTRALIA

**TRANSMISSION APPLICATION
BY PERSONAL REPRESENTATIVES**
FORM APPROVED BY THE REGISTRAR-GENERAL

BELOW THIS LINE FOR AGENT USE ONLY

CERTIFIED CORRECT FOR THE PURPOSES OF THE REAL PROPERTY ACT 1886	
_____ Solicitor/Registered Conveyancer/Applicant	

Series No.	Prefix
	TA

AGENT CODE

Lodged by:

Correction to:

BELOW THIS LINE FOR OFFICE USE ONLY

Date	Time:	
FEES		
R.G.O.	POSTAGE	NEW C.T.

TITLES, CROWN LEASES, DECLARATIONS ETC. LODGED WITH INSTRUMENT (TO BE FILLED IN BY PERSON LODGING)

- 1.....
- 2.....
- 3.....
- 4.....
- 5.....

Assessor

PLEASE ISSUE NEW CERTIFICATE(S) OF TITLE AS FOLLOWS

- 1.....
- 2.....
- 3.....

PROBATE/REGISTRAR'S CERTIFICATE EXAMINED	
------------------------------------------	--

CORRECTION	PASSED

REGISTERED
REGISTRAR-GENERAL

DELIVERY INSTRUCTIONS (Agent to complete)
PLEASE DELIVER THE FOLLOWING ITEM(S) TO THE UNDERMENTIONED AGENT(S)

ITEM(S)	AGENT CODE

Form A2

APPLICATION TO REGISTER DEATH BY SURVIVOR

CERTIFICATE(S) OF TITLE AFFECTED
ESTATE AND INTEREST
DECEASED JOINT TENANT (Full Name) (a) who is one and the same person as the registered proprietor of the estate and interest and is named and described in the Register Book as: (b)
APPLICANT - SURVIVING JOINT TENANT (Full Name and Address)
THE APPLICANT APPLIES TO HAVE THE DEATH OF THE SAID DECEASED REGISTERED ON THE LAND ABOVE DESCRIBED DATED EXECUTION Signature of APPLICANT Signature of WITNESS - Signed in my presence by the APPLICANT who is either personally known to me or has satisfied me as to his or her identity. * Print Full Name of Witness (BLOCK LETTERS) Address of Witness Business Hours Telephone No.

* NB: A penalty of up to \$2000 or 6 months imprisonment applies for improper witnessing.

Form A3

APPLICATION

TO

CERTIFICATE(S) OF TITLE AFFECTED

ESTATE AND INTEREST

APPLICANT (Full Name and Address)

<p>SPECIFY NATURE OF APPLICATION</p> <p>The applicant applies</p>

<p>DATED</p>
<p>EXECUTION</p> <p>.....</p> <p>Signature of APPLICANT</p> <p>.....</p> <p>Signature of WITNESS - Signed in my presence by the APPLICANT who is either personally known to me or has satisfied me as to his or her identity. *</p> <p>.....</p> <p>Print Full Name of Witness (BLOCK LETTERS)</p> <p>.....</p> <p>.....</p> <p>Address of Witness</p> <p>.....</p> <p>Business Hours Telephone No.</p>

* NB: A penalty of up to \$2000 or 6 months imprisonment applies for improper witnessing.

**LANDS TITLES REGISTRATION
OFFICE
SOUTH AUSTRALIA
APPLICATION**

FORM APPROVED BY THE REGISTRAR-GENERAL

BELOW THIS LINE FOR AGENT USE ONLY

CERTIFIED CORRECT FOR THE PURPOSES OF THE REAL PROPERTY ACT 1886
<hr style="width: 80%; margin: 0 auto;"/> Solicitor/Registered Conveyancer/Applicant

Series No.	Prefix

AGENT CODE

Lodged by:

Correction to:

BELOW THIS LINE FOR OFFICE USE ONLY

Date	Time:	
FEES		
R.G.O.	POSTAGE	NEW C.T.

TITLES, CROWN LEASES, DECLARATIONS ETC. LODGED WITH INSTRUMENT (TO BE FILLED IN BY PERSON LODGING)

- 1.....
- 2.....
- 3.....
- 4.....
- 5.....

Assessor

PLEASE ISSUE NEW CERTIFICATE(S) OF TITLE AS FOLLOWS

- 1.....
- 2.....
- 3.....

CORRECTION	PASSED
------------	--------

REGISTERED	REGISTRAR-GENERAL
------------	-------------------

DELIVERY INSTRUCTIONS (Agent to complete)
PLEASE DELIVER THE FOLLOWING ITEM(S) TO THE UNDERMENTIONED AGENT(S)

ITEM(S)	AGENT CODE

Form A4

APPLICATION TO NOTE CHANGE OF NAME (of a natural person)

CERTIFICATE(S) OF TITLE AFFECTED

ESTATE AND INTEREST

APPLICANT
I
of
do solemnly and sincerely declare that I am registered in the name
of
as ***the / one of** the proprietor(s) of the land above described
and that I *** have changed my name / am registered incorrectly** as a consequence
of
and I apply to have my name ***changed / corrected** on the Certificate(s) of Title above described and I make this solemn
declaration conscientiously believing the same to be true and by virtue of the Oaths Act 1936.

DATED

Declared and subscribed at

by the said

who is either personally known to me or has satisfied

me as to his or her identity thisday

.....
(Signature of Declarant)

of 20.....

before me.

.....
(Signature of Authorised Functionary)

.....
Print Full Name of Authorised Functionary

.....
Address of Authorised Functionary

.....
Business Hours Telephone Number.....

*Delete the inapplicable

LANDS TITLES REGISTRATION
OFFICE
SOUTH AUSTRALIA

**APPLICATION
TO NOTE CHANGE OF NAME**
FORM APPROVED BY THE REGISTRAR-GENERAL

BELOW THIS LINE FOR AGENT USE ONLY

CERTIFIED CORRECT FOR THE PURPOSES
OF THE REAL PROPERTY ACT 1886

Solicitor/Registered Conveyancer/Applicant

AGENT CODE

Lodged by:

Correction to:

TITLES, CROWN LEASES, DECLARATIONS ETC. LODGED WITH
INSTRUMENT (TO BE FILLED IN BY PERSON LODGING)

- 1.....
- 2.....
- 3.....
- 4.....
- 5.....

Assessor

PLEASE ISSUE NEW CERTIFICATE(S) OF TITLE AS FOLLOWS

- 1.....
- 2.....
- 3.....

Series No.	Prefix
	CN

BELOW THIS LINE FOR OFFICE USE ONLY

Date	Time:	
FEES		
R.G.O.	POSTAGE	NEW C.T.

CORRECTION	PASSED
------------	--------

REGISTRAR-GENERAL

DELIVERY INSTRUCTIONS (Agent to complete)
PLEASE DELIVER THE FOLLOWING ITEM(S) TO THE
UNDERMENTIONED AGENT(S)

ITEM(S)	AGENT CODE

CONSENT - MORTGAGOR / ENCUMBRANCER

CONSENTS OF PARTIES HOLDING INTERVENING INTERESTS

DATED

EXECUTION

.....
Signature of *MORTGAGEE / ENCUMBRANCEE

.....
Signature of WITNESS - Signed in my presence by the
MORTGAGEE / ENCUMBRANCEE who is either personally
known to me or has satisfied me as to his or her identity.*

.....
Print Full Name of Witness (BLOCK LETTERS)

.....
Address of Witness

.....
Business Hours Telephone No.

.....
Signature of *MORTGAGEE / ENCUMBRANCEE

.....
Signature of WITNESS - Signed in my presence by the
MORTGAGEE / ENCUMBRANCEE who is either personally
known to me or has satisfied me as to his or her identity.*

.....
Print Full Name of Witness (BLOCK LETTERS)

.....
Address of Witness

.....
Business Hours Telephone No.....

* NB: A penalty of up to \$2000 or 6 months imprisonment applies for improper witnessing.

LANDS TITLES REGISTRATION
OFFICE
SOUTH AUSTRALIA

APPLICATION FOR THE VARIATION
OF ORDER OF PRIORITY

FORM APPROVED BY THE REGISTRAR-GENERAL

BELOW THIS LINE FOR AGENT USE ONLY

CERTIFIED CORRECT FOR THE PURPOSES OF THE REAL PROPERTY ACT 1886	
_____ Solicitor/Registered Conveyancer/Applicant	

Series No.	Prefix
	AV

AGENT CODE

Lodged by:

Correction to:

BELOW THIS LINE FOR OFFICE USE ONLY

Date	Time:	
FEES		
R.G.O.	POSTAGE	NEW C.T.

TITLES, CROWN LEASES, DECLARATIONS ETC. LODGED WITH INSTRUMENT (TO BE FILLED IN BY PERSON LODGING)

- 1.....
- 2.....
- 3.....
- 4.....
- 5.....

_____ Assessor

PLEASE ISSUE NEW CERTIFICATE(S) OF TITLE AS FOLLOWS

- 1.....
- 2.....
- 3.....

CORRECTION	PASSED
------------	--------

REGISTERED	
REGISTRAR-GENERAL	

DELIVERY INSTRUCTIONS (Agent to complete)
PLEASE DELIVER THE FOLLOWING ITEM(S) TO THE UNDERMENTIONED AGENT(S)

ITEM(S)	AGENT CODE

Form B2

Insert type of document

here.....

A large, empty rectangular box with a thin black border, intended for the insertion of a document. The box occupies most of the page's vertical space below the text.

NB: This form may be used only when no panel form is suitable. A penalty of up to \$2000 or 6 months imprisonment applies for improper witnessing.

**LANDS TITLES REGISTRATION
OFFICE
SOUTH AUSTRALIA**

FORM APPROVED BY THE REGISTRAR-GENERAL

BELOW THIS LINE FOR AGENT USE ONLY

CERTIFIED CORRECT FOR THE PURPOSES OF THE REAL PROPERTY ACT 1886	
<hr style="width: 80%; margin: 0 auto;"/> Solicitor/Registered Conveyancer/Applicant	

Series No.	Prefix

AGENT CODE

Lodged by:

Correction to:

BELOW THIS LINE FOR OFFICE USE ONLY

Date	Time:	
FEES		
R.G.O.	POSTAGE	NEW C.T.

TITLES, CROWN LEASES, DECLARATIONS ETC. LODGED WITH INSTRUMENT (TO BE FILLED IN BY PERSON LODGING)

- 1.....
- 2.....
- 3.....
- 4.....
- 5.....

Assessor

PLEASE ISSUE NEW CERTIFICATE(S) OF TITLE AS FOLLOWS

- 1.....
- 2.....
- 3.....

CORRECTION	PASSED
------------	--------

DELIVERY INSTRUCTIONS (Agent to complete)
PLEASE DELIVER THE FOLLOWING ITEM(S) TO THE UNDERMENTIONED AGENT(S)

REGISTERED	
REGISTRAR-GENERAL	

ITEM(S)	AGENT CODE


Form B3

Insert type of document


here.....

A large, empty rectangular box with a thin black border, occupying most of the page. It is intended for the user to insert a document or drawing.

NB: This form may be used only when no panel form is suitable.



Page 3 of



Form C1

CAVEAT

CERTIFICATE(S) OF TITLE BEING CAVEATED
CAVEATOR - PERSON LODGING CAVEAT (Full Name and Address)
CAVEATEE - REGISTERED PROPRIETOR (Full Name and Address)
<p>THE CAVEATOR CLAIMING</p> <p>FORBIDS THE REGISTRATION OF ANY DEALING WITH THE ESTATE OR INTEREST OF THE ABOVENAMED CAVEATEE IN THE SAID LAND * UNLESS SUCH DEALING IS MADE SUBJECT TO THE CLAIM OF THE CAVEATOR.</p> <p>Address for Service of Notices and Proceedings _____ (Insert Address within South Australia)</p> <p style="text-align: center;">DATED</p> <p>Signed *by the Caveator / As Agent for the Caveator</p> <p>..... Signature of WITNESS - Signed in my presence by the *CAVEATOR/AGENT who is either personally known to me or has satisfied me as to his or her identity.**</p> <p>..... Print Full Name of Witness (BLOCK LETTERS)</p> <p>..... Address of Witness Business Hours Telephone Number.....</p> <p>DECLARATION _____ If declared by agent with no personal knowledge add *AS I HAVE BEEN INFORMED AND VERILY BELIEVE' DECLARE THAT THE ALLEGATIONS IN THE ABOVE CAVEAT ARE TRUE IN SUBSTANCE AND IN FACT DECLARED AND SUBSCRIBED AT _____ BY THE SAID _____</p> <p style="text-align: right;">..... Signature of Declarant</p> <p>THIS _____ DAY OF _____ 20 _____</p> <p style="text-align: right;">BEFORE ME</p>

*NB: Delete the inapplicable ** A penalty of up to \$2000 or 6 months imprisonment applies for improper witnessing Guidance Notes available

LANDS TITLES REGISTRATION
OFFICE
SOUTH AUSTRALIA

CAVEAT

FORM APPROVED BY THE REGISTRAR-GENERAL

BELOW THIS LINE FOR AGENT USE ONLY

CERTIFIED CORRECT FOR THE PURPOSES
OF THE REAL PROPERTY ACT 1886

Solicitor/Registered Conveyancer/Caveator

Series No.	Prefix
	X

AGENT CODE

Lodged by:

Correction to:

BELOW THIS LINE FOR OFFICE USE ONLY

Date	Time:
FEES - R.G.O.	

Produced on _____
Noted Names and Addresses Correct

REGISTRAR-GENERAL

CORRECTION	PASSED
------------	--------

ENTERED ___ / ___ / ___
AND NOTICES SENT
TO THE CAVEATEE

REGISTRAR-GENERAL

Form D1

DISCHARGE OF MORTGAGE

MORTGAGE BEING DISCHARGED	
CERTIFICATE(S) OF TITLE AFFECTED	
State if WHOLE or PART of the Land in Mortgage is being Discharged <div style="text-align: center; font-weight: bold; margin-top: 5px;">WHOLE / PART</div>	State if WHOLE or PART of the Land in Mortgage is being Discharged <div style="text-align: center; font-weight: bold; margin-top: 5px;">WHOLE / PART</div>
CONSIDERATION (Words and Figures)	
MORTGAGEE (Full Name and Address)	
<p>DELETE WHICHEVER IS INAPPLICABLE</p> <p>(a) THE MORTGAGÉE FULLY DISCHARGES THE SAID MORTGAGE or (b) THE MORTGAGÉE DISCHARGES FROM THE SAID MORTGAGE THE WHOLE OF THE SAID LAND ABOVE DESCRIBED</p> <p style="text-align: center;">THE HIGHEST AMOUNT SECURED DURING THE CURRENCY OF THE MORTGAGE WAS \$</p> <p style="text-align: center;">AND THE MORTGAGE HAS BEEN DULY STAMPED.</p> <p style="text-align: center;">DATED</p> <p>EXECUTION</p> <p>..... Signature of MORTGAGEE</p> <p>..... Signature of WITNESS - Signed in my presence by the MORTGAGEE who is either personally known to me or has satisfied me as to his or her identity. *</p> <p>..... Print Full Name of Witness (BLOCK LETTERS)</p> <p>..... Address of Witness</p> <p>..... Business Hours Telephone No.</p>	

* NB: A penalty of up to \$2000 or 6 months imprisonment applies for improper witnessing.

LANDS TITLES REGISTRATION
OFFICE
SOUTH AUSTRALIA

DISCHARGE OF MORTGAGE

FORM APPROVED BY THE REGISTRAR-GENERAL

BELOW THIS LINE FOR AGENT USE ONLY

CERTIFIED CORRECT FOR THE PURPOSES OF THE REAL PROPERTY ACT 1886	
_____ Solicitor/Registered Conveyancer/Mortgagor	

Series No.	Prefix
	DM

AGENT CODE

Lodged by:

Correction to:

BELOW THIS LINE FOR OFFICE USE ONLY

Date	Time:	
FEES		
R.G.O.	POSTAGE	NEW C.T.

TITLES, CROWN LEASES, DECLARATIONS ETC. LODGED WITH INSTRUMENT (TO BE FILLED IN BY PERSON LODGING)

- 1.....
- 2.....
- 3.....
- 4.....
- 5.....

Assessor

PLEASE ISSUE NEW CERTIFICATE(S) OF TITLE AS FOLLOWS

- 1.....
- 2.....
- 3.....

CORRECTION	PASSED
------------	--------

REGISTERED	
REGISTRAR-GENERAL	

DELIVERY INSTRUCTIONS (Agent to complete)
PLEASE DELIVER THE FOLLOWING ITEM(S) TO THE UNDERMENTIONED AGENT(S)

ITEM(S)	AGENT CODE

Form D2

DISCHARGE OF MORTGAGE

MORTGAGE BEING DISCHARGED							
CERTIFICATE(S) OF TITLE AFFECTED							
State if WHOLE or PART of the Land in Mortgage is being Discharged <p style="text-align: center;">WHOLE / PART</p>	State if WHOLE or PART of the Land in Mortgage is being Discharged <p style="text-align: center;">WHOLE / PART</p>						
CONSIDERATION (Words and Figures)							
MORTGAGEE (Full Name and Address)							
DELETE WHICHEVER IS INAPPLICABLE <table style="margin-left: 20px; border: none;"> <tr> <td style="padding-right: 10px;">(a)</td> <td>THE MORTGAGEE FULLY DISCHARGES THE SAID MORTGAGE</td> </tr> <tr> <td style="padding-right: 10px;">or</td> <td></td> </tr> <tr> <td style="padding-right: 10px;">(b)</td> <td>THE MORTGAGEE DISCHARGES FROM THE SAID MORTGAGE THE WHOLE OF THE SAID LAND ABOVE DESCRIBED</td> </tr> </table>		(a)	THE MORTGAGEE FULLY DISCHARGES THE SAID MORTGAGE	or		(b)	THE MORTGAGEE DISCHARGES FROM THE SAID MORTGAGE THE WHOLE OF THE SAID LAND ABOVE DESCRIBED
(a)	THE MORTGAGEE FULLY DISCHARGES THE SAID MORTGAGE						
or							
(b)	THE MORTGAGEE DISCHARGES FROM THE SAID MORTGAGE THE WHOLE OF THE SAID LAND ABOVE DESCRIBED						

THE HIGHEST AMOUNT SECURED DURING THE CURRENCY OF THE MORTGAGE
WAS \$
AND THE MORTGAGE HAS BEEN DULY STAMPED.

DATED

EXECUTION

.....
Signature of MORTGAGEE

.....
Signature of WITNESS - Signed in my presence by the MORTGAGEE who
is either personally known to me or has satisfied me as to his or her identity. *

.....
Print Full Name of Witness (BLOCK LETTERS)

.....
Address of Witness
Business Hours Telephone No.

.....
Signature of MORTGAGEE

.....
Signature of WITNESS - Signed in my presence by the MORTGAGEE who
is either personally known to me or has satisfied me as to his or her identity. *

.....
Print Full Name of Witness (BLOCK LETTERS)

.....
Address of Witness
Business Hours Telephone No.


.....
Signature of MORTGAGEE

.....
Signature of WITNESS - Signed in my presence by the MORTGAGEE who
is either personally known to me or has satisfied me as to his or her identity. *

.....
Print Full Name of Witness (BLOCK LETTERS)

.....
Address of Witness
Business Hours Telephone No.

* NB: A penalty of up to \$2000 or 6 months imprisonment applies for improper witnessing.



LANDS TITLES REGISTRATION
OFFICE
SOUTH AUSTRALIA

DISCHARGE OF MORTGAGE

FORM APPROVED BY THE REGISTRAR-GENERAL

BELOW THIS LINE FOR AGENT USE ONLY

CERTIFIED CORRECT FOR THE PURPOSES OF THE REAL PROPERTY ACT 1886	
<hr style="width: 80%; margin: auto;"/> Solicitor/Registered Conveyancer/Mortgagor	

Series No.	Prefix
	DM

AGENT CODE

Lodged by:

Correction to:

BELOW THIS LINE FOR OFFICE USE ONLY

Date	Time:	
FEES		
R.G.O.	POSTAGE	NEW C.T.

TITLES, CROWN LEASES, DECLARATIONS ETC. LODGED WITH INSTRUMENT (TO BE FILLED IN BY PERSON LODGING)

- 1.....
- 2.....
- 3.....
- 4.....
- 5.....

Assessor

PLEASE ISSUE NEW CERTIFICATE(S) OF TITLE AS FOLLOWS

- 1.....
- 2.....
- 3.....

CORRECTION	PASSED
------------	--------

REGISTERED	
REGISTRAR-GENERAL	

DELIVERY INSTRUCTIONS (Agent to complete)
PLEASE DELIVER THE FOLLOWING ITEM(S) TO THE UNDERMENTIONED AGENT(S)

ITEM(S)	AGENT CODE

Form D3

DISCHARGE OF ENCUMBRANCE

ENCUMBRANCE BEING DISCHARGED	
CERTIFICATE(S) OF TITLE AFFECTED	
State if WHOLE or PART of the land in encumbrance is being discharged	WHOLE / PART
CONSIDERATION (Words and Figures)	
ENCUMBRANCEE (Full Name and Address)	
<p>DELETE WHICHEVER IS INAPPLICABLE</p> <p style="margin-left: 40px;">(a) THE ENCUMBRANCEE FULLY DISCHARGES THE SAID ENCUMBRANCE</p> <p style="margin-left: 40px;">or</p> <p style="margin-left: 40px;">(b) THE ENCUMBRANCEE DISCHARGES FROM THE SAID ENCUMBRANCE THE WHOLE OF THE SAID LAND ABOVE DESCRIBED</p> <p style="text-align: center; margin-top: 20px;">DATED</p> <p>EXECUTION</p> <p>..... Signature of ENCUMBRANCEE</p> <p>..... Signature of WITNESS - Signed in my presence by the ENCUMBRANCEE who is either personally known to me or has satisfied me as to his or her identity. *</p> <p>..... Print Full Name of Witness (BLOCK LETTERS)</p> <p>..... Address of Witness</p> <p>..... Business Hours Telephone No.</p>	

* NB: A penalty of up to \$2000 or 6 months imprisonment applies for improper witnessing.

LANDS TITLES REGISTRATION
OFFICE
SOUTH AUSTRALIA

DISCHARGE OF ENCUMBRANCE

FORM APPROVED BY THE REGISTRAR-GENERAL

BELOW THIS LINE FOR AGENT USE ONLY

CERTIFIED CORRECT FOR THE PURPOSES OF THE REAL PROPERTY ACT 1886 _____ Solicitor/Registered Conveyancer/Encumbrancer

Series No.	Prefix
	DE

AGENT CODE

Lodged by:

Correction to:

BELOW THIS LINE FOR OFFICE USE ONLY

Date	Time:	
FEES		
R.G.O.	POSTAGE	NEW C.T.

TITLES, CROWN LEASES, DECLARATIONS ETC. LODGED WITH INSTRUMENT (TO BE FILLED IN BY PERSON LODGING)

- 1.....
- 2.....
- 3.....
- 4.....
- 5.....

Assessor

PLEASE ISSUE NEW CERTIFICATE(S) OF TITLE AS FOLLOWS

- 1.....
- 2.....
- 3.....

CORRECTION	PASSED
------------	--------

DELIVERY INSTRUCTIONS (Agent to complete)
PLEASE DELIVER THE FOLLOWING ITEM(S) TO THE UNDERMENTIONED AGENT(S)

REGISTERED REGISTRAR-GENERAL

ITEM(S)	AGENT CODE


Form E1

**MEMORANDUM OF EXTENSION
OF MORTGAGE**

MORTGAGE BEING EXTENDED
CERTIFICATE(S) OF TITLE OVER WHICH MORTGAGE IS REGISTERED
MORTGAGOR (Full Name and Address)
MORTGAGEE (Full Name and Address)
CONSIDERATION (Words and Figures)
<p>FOR THE ABOVE CONSIDERATION THE TERM OF THE ABOVE MEMORANDUM OF MORTGAGE SHALL BE EXTENDED UNTIL:</p> <p>TERM</p> <p>UPON THE SAME TERMS AND CONDITIONS AS ARE EXPRESSED OR IMPLIED IN THE ABOVE MEMORANDUM OF MORTGAGE EXCEPT WITH THE VARIATIONS FOLLOWING: (See page 2)</p>
CONSENTS

Page 2 of

VARIATIONS



DATED

EXECUTION

.....
Signature of MORTGAGOR

.....
Signature of WITNESS - Signed in my presence by the MORTGAGOR who is either personally known to me or has satisfied me as to his or her identity. *

.....
Print Full Name of Witness (BLOCK LETTERS)

.....
Address of Witness

.....
Business Hours Telephone No.

.....
Signature of MORTGAGEE

.....
Signature of WITNESS - Signed in my presence by the MORTGAGEE who is either personally known to me or has satisfied me as to his or her identity. *

.....
Print Full Name of Witness (BLOCK LETTERS)

.....
Address of Witness

* NB: A penalty of up to \$2000 or 6 months imprisonment applies for improper witnessing.

Form E2

MEMORANDUM OF EXTENSION OF LEASE

LEASE BEING EXTENDED	
CERTIFICATE(S) OF TITLE OVER WHICH LEASE IS REGISTERED	
LESSOR (Full Name and Address)	
LESSEE (Full Name and Address)	
CONSIDERATION (Words and Figures)	
TERM	<p>FOR THE ABOVE CONSIDERATION THE TERM OF THE ABOVE MEMORANDUM OF LEASE SHALL BE EXTENDED:</p> <p>COMMENCING ON</p> <p>AND</p> <p>EXPIRING ON</p> <p>UPON THE SAME TERMS AND CONDITIONS AS ARE EXPRESSED OR IMPLIED IN THE ABOVE MEMORANDUM OF LEASE EXCEPT WITH THE VARIATIONS FOLLOWING: (See page 2)</p>
CONSENTS	

Page 2 of

VARIATIONS

*If no variations then state "Not Applicable" or delete panel.

DATED

EXECUTION

.....
Signature of LESSOR

.....
Signature of WITNESS - Signed in my presence by the LESSOR who is either personally known to me or has satisfied me as to his or her identity. *

.....
Print Full Name of Witness (BLOCK LETTERS)

.....
Address of Witness

.....
Business Hours Telephone No.

.....
Signature of LESSEE

.....
Signature of WITNESS - Signed in my presence by the LESSEE who is either personally known to me or has satisfied me as to his or her identity. *

.....
Print Full Name of Witness (BLOCK LETTERS)

.....
Address of Witness

* NR- A penalty of up to \$2000 or 6 months imprisonment applies for improper witnessing.

Form L1

MEMORANDUM OF LEASE

CERTIFICATES OF TITLE BEING LEASED	
ESTATE AND INTEREST	ENCUMBRANCES
LESSOR (Full Name and Address)	
LESSEE (Full Name, Address and Mode of Holding)	
TERM OF LEASE COMMENCING ON THE	
EXPIRING ON THE	

Guidance Notes available

Page 2 of

RENT AND MANNER OF PAYMENT (OR OTHER CONSIDERATION)**OPERATIVE CLAUSE** ^(a) delete the inapplicable.

The Lessor LEASES TO THE LESSEE the land ^(a) ABOVE / HEREINAFTER described and the LESSEE ACCEPTS THIS LEASE of the land for the term and at the rent stipulated, subject to the covenants and conditions expressed ^(a) herein / in Memorandum No. _____ and to the powers and covenants implied by the Real Property Act 1886 (except to the extent that the same are modified or negated below).

DEFINE THE LAND BEING LEASED INCORPORATING THE REQUIRED EASEMENT(S) ETC.

IT IS COVENANTED BY AND BETWEEN THE LESSOR AND THE LESSEE as follows:
(Covenants, where not deposited, to be set forth on insert sheet(s) and securely attached)

CONSENTS OF MORTGAGEES AND SECTION 32 DEVELOPMENT ACT 1993 CERTIFICATION

DATED

EXECUTION

.....
Signature of LESSOR

.....
Signature of WITNESS - Signed in my presence by the LESSOR who is either personally known to me or has satisfied me as to his or her identity. *

.....
Print Full Name of Witness (BLOCK LETTERS)

.....
Address of Witness

.....
Business Hours Telephone No.

.....
Signature of LESSEE

.....
Signature of WITNESS - Signed in my presence by the LESSEE who is either personally known to me or has satisfied me as to his or her identity. *

.....
Print Full Name of Witness (BLOCK LETTERS)

.....
Address of Witness

.....
Business Hours Telephone No.

* NB: A penalty of up to \$2000 or 6 months imprisonment applies for improper witnessing.

LANDS TITLES REGISTRATION
OFFICE
SOUTH AUSTRALIA

MEMORANDUM OF LEASE

FORM APPROVED BY THE REGISTRAR-GENERAL

BELOW THIS LINE FOR AGENT USE ONLY

CERTIFIED CORRECT FOR THE PURPOSES
OF THE REAL PROPERTY ACT 1886

Solicitor/Registered Conveyancer/Lessee

Series No.	Prefix
	L

AGENT CODE

Lodged by:

Correction to:

BELOW THIS LINE FOR OFFICE USE ONLY

Date	Time:	
FEES		
R.G.O.	POSTAGE	NEW C.T.

TITLES, CROWN LEASES, DECLARATIONS ETC. LODGED WITH
INSTRUMENT (TO BE FILLED IN BY PERSON LODGING)

- 1.....
- 2.....
- 3.....
- 4.....
- 5.....

Assessor

PLEASE ISSUE NEW CERTIFICATE(S) OF TITLE AS FOLLOWS

- 1.....
- 2.....
- 3.....

CORRECTION	PASSED
------------	--------

REGISTERED
REGISTRAR-GENERAL

DELIVERY INSTRUCTIONS (Agent to complete)
PLEASE DELIVER THE FOLLOWING ITEM(S) TO THE
UNDERMENTIONED AGENT(S)

ITEM(S)	AGENT CODE

Form L2

MEMORANDUM OF UNDERLEASE

LEASE BEING UNDERLEASED: NUMBER	
CERTIFICATE(S) OF TITLE AFFECTED BY UNDERLEASE	
State whether WHOLE or PART of land in lease	WHOLE / PART
ENCUMBRANCE(S) AGAINST LEASE	
UNDERLESSOR (Full Name and Address)	
UNDERLESSEE (Full Name, Address and Mode of Holding)	
<p>TERM OF UNDERLEASE</p> <p style="text-align: center;">COMMENCING ON THE</p> <p style="text-align: center;">EXPIRING ON THE</p>	

Page 2 of

RENT AND MANNER OF PAYMENT**CONSENTS**
(If applicable)**OPERATIVE CLAUSE** ^(a) delete the inapplicable.

The Underlessor **UNDERLEASES** to the **UNDERLESSEE** the **LEASE** above described as regards the land above described and the Underlessee accepts this Underlease of the said Underlease for the term and at the rent stipulated and subject to the covenants and conditions expressed ^(a) herein / in Memorandum No. _____ and to the powers and covenants implied by the Real Property Act 1886 (except to the extent that the same are modified or negatived below).

IT IS COVENANTED BY AND BETWEEN THE UNDERLESSOR AND THE UNDERLESSEE as follows:

(Covenants, where not deposited, to be set forth on insert sheet(s) and securely attached)

SECTION 32 DEVELOPMENT ACT CERTIFICATION

DATED

EXECUTION

.....
Signature of UNDERLESSOR

.....
Signature of WITNESS - Signed in my presence by the UNDERLESSOR
who is either personally known to me or has satisfied me as to his or her identity. *

.....
Print Full Name of Witness (BLOCK LETTERS)

.....
Address of Witness
Business Hours Telephone No.

.....
Signature of UNDERLESSEE

.....
Signature of WITNESS - Signed in my presence by the UNDERLESSEE
who is either personally known to me or has satisfied me as to his or her identity. *

.....
Print Full Name of Witness (BLOCK LETTERS)

.....
Address of Witness
Business Hours Telephone No.

* NB: A penalty of up to \$2000 or 6 months imprisonment applies for improper witnessing.

LANDS TITLES REGISTRATION
OFFICE
SOUTH AUSTRALIA

MEMORANDUM OF UNDERLEASE

FORM APPROVED BY THE REGISTRAR-GENERAL

BELOW THIS LINE FOR AGENT USE ONLY

CERTIFIED CORRECT FOR THE PURPOSES
OF THE REAL PROPERTY ACT 1886

Solicitor/Registered Conveyancer/Underlessee

AGENT CODE

Lodged by:

Correction to:

TITLES, CROWN LEASES, DECLARATIONS ETC. LODGED WITH
INSTRUMENT (TO BE FILLED IN BY PERSON LODGING)

- 1.....
- 2.....
- 3.....
- 4.....
- 5.....

Assessor

PLEASE ISSUE NEW CERTIFICATE(S) OF TITLE AS FOLLOWS

- 1.....
- 2.....
- 3.....

Series No.	Prefix
	UL

BELOW THIS LINE FOR OFFICE USE ONLY

Date	Time:	
FEES		
R.G.O.	POSTAGE	NEW C.T.

CORRECTION	PASSED
------------	--------

REGISTERED
REGISTRAR-GENERAL

DELIVERY INSTRUCTIONS (Agent to complete)
PLEASE DELIVER THE FOLLOWING ITEM(S) TO THE
UNDERMENTIONED AGENT(S)

ITEM(S)	AGENT CODE

62

Form L3

MEMORANDUM OF STANDARD TERMS AND CONDITIONS OF LEASE

NAME OF APPLICANT


On behalf of

I certify that this Memorandum comprising page(s),
contains the standard terms and conditions which may be
incorporated in such Leases as refer to this Memorandum.

SIGNING CLAUSE

Signature of Authorised Agent / Lessor

TERMS AND CONDITIONS





LANDS TITLES REGISTRATION
OFFICE
SOUTH AUSTRALIA

MEMORANDUM OF STANDARD
TERMS AND CONDITIONS
OF LEASE

FORM APPROVED BY THE REGISTRAR-GENERAL

BELOW THIS LINE FOR AGENT USE ONLY

AGENT CODE

Lodged by:

Correction to:

Series No.	Prefix
	TC

BELOW THIS LINE FOR OFFICE USE ONLY

Date	Time:	
FEES		
R.G.O.	POSTAGE	NEW C.T.

CORRECTION	ENTERED
------------	---------

DEPOSITED
REGISTRAR-GENERAL

DELIVERY INSTRUCTIONS (Agent to complete)
PLEASE DELIVER THE FOLLOWING ITEM(S) TO THE
UNDERMENTIONED AGENT(S)

ITEM(S)	AGENT CODE


Form M1

MEMORANDUM OF MORTGAGE

LAND DESCRIPTION	
ESTATE AND INTEREST	ENCUMBRANCES
MORTGAGOR (Full Name and Address)	
MORTGAGEE (Full Name, Address and Mode of Holding)	
CONSIDERATION AND TERMS OF REPAYMENT	

Page 2 of

COVENANTS



For the consideration expressed herein and for the better securing to the Mortgagee the payment of the monies hereby secured the MORTGAGOR MORTGAGES TO THE MORTGAGEE the estate and interest herein specified in the land above described, subject to the encumbrances and other interests set out above and to be held by the mortgagee in the mode specified herein and COVENANTS WITH THE MORTGAGEE in accordance with the terms and conditions expressed ^(a) herein / in Memorandum No. _____ subject to such exclusions and amendments specified herein

^(a) delete the inapplicable

DATED

EXECUTION

.....
Signature of MORTGAGOR

.....
Signature of MORTGAGOR

.....
Signature of WITNESS - Signed in my presence by the MORTGAGOR who is either personally known to me or has satisfied me as to his or her identity. *

.....
Signature of WITNESS - Signed in my presence by the MORTGAGOR who is either personally known to me or has satisfied me as to his or her identity. *

.....
Print Full Name of Witness (BLOCK LETTERS)

.....
Print Full Name of Witness (BLOCK LETTERS)

.....
Address of Witness

.....
Address of Witness

.....
Business Hours Telephone No.

.....
Business Hours Telephone No.

* NB: A penalty of up to \$2000 or 6 months imprisonment applies for improper witnessing.


Form M2

MEMORANDUM OF ENCUMBRANCE

CERTIFICATE(S) OF TITLE BEING ENCUMBERED	
ESTATE AND INTEREST	ENCUMBRANCES
ENCUMBRANCER (Full Name and Address)	
ENCUMBRANCEE (Full Name, Address and Mode of Holding)	
<p>OPERATIVE CLAUSE</p> <p style="text-align: right; margin-right: 200px;"> THE ENCUMBRANCER ENCUMBERS THE ESTATE AND INTEREST IN THE LAND ABOVE DESCRIBED FOR THE BENEFIT OF THE ENCUMBRANCEE SUBJECT TO THE ENCUMBRANCES AND OTHER INTERESTS AS SHOWN HEREON WITH AN ANNUITY OR RENT CHARGE OF </p> <p>(a) Insert the amount of the annuity or rent charge (a)</p> <p>(b) State the term of the annuity or rent charge. If for life use the words "during his or her lifetime" (b) TO BE PAID TO THE ENCUMBRANCEE</p> <p>(c) State the times appointed for payment of the annuity or rent charge. Any special covenants may be inserted on page 2. (c) AT THE TIMES AND IN THE MANNER FOLLOWING</p>	

Page 2 of

IT IS COVENANTED BETWEEN THE ENCUMBRANCER AND ENCUMBRANCEE as follows:



DATED

EXECUTION

.....
Signature of ENCUMBRANCER

.....
Signature of ENCUMBRANCER

.....
Signature of WITNESS - Signed in my presence by the ENCUMBRANCER
who is either personally known to me or has satisfied me as to his or her identity. *

.....
Signature of WITNESS - Signed in my presence by the ENCUMBRANCER
who is either personally known to me or has satisfied me as to his or her identity. *

.....
Print Full Name of Witness (BLOCK LETTERS)

.....
Print Full Name of Witness (BLOCK LETTERS)

.....
Address of Witness

.....
Address of Witness

.....
Business Hours Telephone No.

.....
Business Hours Telephone No.

* NB: A penalty of up to \$2000 or 6 months imprisonment applies for improper witnessing.

LANDS TITLES REGISTRATION
OFFICE
SOUTH AUSTRALIA

MEMORANDUM OF ENCUMBRANCE

FORM APPROVED BY THE REGISTRAR-GENERAL

BELOW THIS LINE FOR AGENT USE ONLY

CERTIFIED CORRECT FOR THE PURPOSES
OF THE REAL PROPERTY ACT 1886

Solicitor/Registered Conveyancer/Encumbrancee

Series No.	Prefix
	E

AGENT CODE

Lodged by:

Correction to:

BELOW THIS LINE FOR OFFICE USE ONLY

Date	Time:	
FEES		
R.G.O.	POSTAGE	NEW C.T.

TITLES, CROWN LEASES, DECLARATIONS ETC. LODGED WITH
INSTRUMENT (TO BE FILLED IN BY PERSON LODGING)

- 1.....
- 2.....
- 3.....
- 4.....
- 5.....

Assessor

PLEASE ISSUE NEW CERTIFICATE(S) OF TITLE AS FOLLOWS

- 1.....
- 2.....
- 3.....

CORRECTION	PASSED
------------	--------

DELIVERY INSTRUCTIONS (Agent to complete)
PLEASE DELIVER THE FOLLOWING ITEM(S) TO THE
UNDERMENTIONED AGENT(S)


REGISTERED
REGISTRAR-GENERAL

ITEM(S)	AGENT CODE


Form M3

MEMORANDUM OF STANDARD TERMS AND CONDITIONS OF MORTGAGE

<p>NAME OF APPLICANT</p> <p>On behalf of</p> <p>I certify that this Memorandum comprising page(s), contains the standard terms and conditions which may be incorporated in such Mortgages as refer to this Memorandum.</p>
<p>SIGNING CLAUSE</p> <p>_____</p> <p>Signature of Authorised Agent / Mortgagee</p>
<p>TERMS AND CONDITIONS</p>



Page 3 of



LANDS TITLES REGISTRATION
OFFICE
SOUTH AUSTRALIA

MEMORANDUM OF STANDARD
TERMS AND CONDITIONS
OF MORTGAGE

FORM APPROVED BY THE REGISTRAR-GENERAL

BELOW THIS LINE FOR AGENT USE ONLY

AGENT CODE

Lodged by:

Correction to:

Series No.	Prefix
	TC

BELOW THIS LINE FOR OFFICE USE ONLY

Date		Time:	
FEES			
R.G.O.	POSTAGE	NEW C.T.	

CORRECTION	ENTERED

DEPOSITED
REGISTRAR-GENERAL

DELIVERY INSTRUCTIONS (Agent to complete)
PLEASE DELIVER THE FOLLOWING ITEM(S) TO THE
UNDERMENTIONED AGENT(S)


ITEM(S)	AGENT CODE

Form S1

SURRENDER OF LEASE

LEASE BEING SURRENDERED	STATE WHETHER WHOLE OR PART OF LEASE BEING SURRENDERED <p style="text-align: center;">WHOLE / PART</p>						
CERTIFICATE(S) OF TITLE OVER WHICH LEASE IS BEING SURRENDERED							
LESSEE (Full Name and Address)							
LESSOR (Full Name and Address)							
CONSIDERATION (Words and Figures)							
DELETE WHICHEVER IS INAPPLICABLE <table style="margin-left: 100px; border: none;"> <tr> <td style="padding-right: 10px;">(a)</td> <td>THE ABOVE LEASE IS SURRENDERED</td> </tr> <tr> <td style="padding-right: 10px;">or</td> <td></td> </tr> <tr> <td style="padding-right: 10px;">(b)</td> <td>THE ABOVE LEASE IS SURRENDERED AS REGARDS THE WHOLE OF THE LAND ABOVE DESCRIBED</td> </tr> </table>		(a)	THE ABOVE LEASE IS SURRENDERED	or		(b)	THE ABOVE LEASE IS SURRENDERED AS REGARDS THE WHOLE OF THE LAND ABOVE DESCRIBED
(a)	THE ABOVE LEASE IS SURRENDERED						
or							
(b)	THE ABOVE LEASE IS SURRENDERED AS REGARDS THE WHOLE OF THE LAND ABOVE DESCRIBED						

CONSENTS



DATED

EXECUTION

Signature of LESSOR

Signature of LESSEE

Signature of WITNESS - Signed in my presence by the LESSOR who is either personally known to me or has satisfied me as to his or her identity. *

Signature of WITNESS - Signed in my presence by the LESSEE who is either personally known to me or has satisfied me as to his or her identity. *

Print Full Name of Witness (BLOCK LETTERS)

Print Full Name of Witness (BLOCK LETTERS)

Address of Witness

Address of Witness

Business Hours Telephone No.

Business Hours Telephone No.

* NB: A penalty of up to \$2000 or 6 months imprisonment applies for improper witnessing.

Form T1

MEMORANDUM OF TRANSFER

LAND DESCRIPTION	
ESTATE AND INTEREST	ENCUMBRANCES
TRANSFEROR (Full Name and Address)	
CONSIDERATION (Words and Figures)	
TRANSFeree (Full Name, Address and Mode of Holding)	
<p>THE TRANSFEROR ACKNOWLEDGING RECEIPT OF THE ABOVE CONSIDERATION TRANSFERS TO THE TRANSFeree THE ESTATE AND INTEREST SPECIFIED IN THE LAND ABOVE DESCRIBED SUBJECT TO THE ABOVE ENCUMBRANCES.</p> <p style="text-align: center;">DATED</p>	
<p>EXECUTION</p> <p>..... Signature of TRANSFEROR</p> <p>..... Signature of WITNESS - Signed in my presence by the TRANSFEROR who is either personally known to me or has satisfied me as to his or her identity. *</p> <p>..... Print Full Name of Witness (BLOCK LETTERS)</p> <p>..... Address of Witness Business Hours Telephone No.</p> <p>ACCEPTED by the TRANSFeree</p> <p>..... Signature of TRANSFeree</p> <p>..... Signature of WITNESS</p> <p>..... Address of Witness</p>	

* NB: A penalty of up to \$2000 or 6 months imprisonment applies for improper witnessing.

LANDS TITLES REGISTRATION
OFFICE
SOUTH AUSTRALIA

MEMORANDUM OF TRANSFER

FORM APPROVED BY THE REGISTRAR-GENERAL

BELOW THIS LINE FOR AGENT USE ONLY

CERTIFIED CORRECT FOR THE PURPOSES OF THE REAL PROPERTY ACT 1886	
_____ Solicitor/Registered Conveyancer/Transferee	

Series No.	Prefix
	T

Lodged by: _____ AGENT CODE

Correction to:

BELOW THIS LINE FOR OFFICE USE ONLY

Date	Time:
FEES	
R.G.O.	POSTAGE
	NEW C.T.

TITLES, CROWN LEASES, DECLARATIONS ETC. LODGED WITH INSTRUMENT (TO BE FILLED IN BY PERSON LODGING)

- 1.....
- 2.....
- 3.....
- 4.....
- 5.....

_____ Assessor

PLEASE ISSUE NEW CERTIFICATE(S) OF TITLE AS FOLLOWS

- 1.....
- 2.....
- 3.....

CORRECTION	PASSED
------------	--------

REGISTERED
REGISTRAR-GENERAL

DELIVERY INSTRUCTIONS (Agent to complete)
PLEASE DELIVER THE FOLLOWING ITEM(S) TO THE UNDERMENTIONED AGENT(S)

ITEM(S)	AGENT CODE

Form T2

MEMORANDUM OF TRANSFER

LAND DESCRIPTION
ESTATE AND INTEREST
ENCUMBRANCES
TRANSFEROR (Full Name and Address)
CONSIDERATION (Words and Figures)
TRANSFeree (Full Name, Address and Mode of Holding)

Page 2 of

OPERATIVE CLAUSE^(a) delete**THE TRANSFEROR ACKNOWLEDGING RECEIPT OF THE ABOVE CONSIDERATION
TRANSFERS TO THE TRANSFEREE THE ESTATE AND INTEREST HEREIN
SPECIFIED IN THE LAND**^(a) ABOVE / HEREINAFTER**DESCRIBED SUBJECT TO THE ABOVE ENCUMBRANCES****DEFINE THE LAND
BEING TRANSFERRED
INCORPORATING THE
REQUIRED EASEMENT(S)
ETC. WHERE APPROPRIATE**

DATED

EXECUTION

.....
Signature of TRANSFEROR

.....
Signature of WITNESS - Signed in my presence by the TRANSFEROR who is either personally known to me or has satisfied me as to his or her identity. *

.....
Print Full Name of Witness (BLOCK LETTERS)

.....
Address of Witness

.....
Business Hours Telephone No.

ACCEPTED BY THE TRANSFEREE

.....
Signature of TRANSFEREE

.....
Signature of WITNESS

.....
Address of Witness

.....
Business Hours Telephone No.

* NB: A penalty of up to \$2000 or 6 months imprisonment applies for improper witnessing.

LANDS TITLES REGISTRATION
OFFICE
SOUTH AUSTRALIA

MEMORANDUM OF TRANSFER

FORM APPROVED BY THE REGISTRAR-GENERAL

BELOW THIS LINE FOR AGENT USE ONLY

CERTIFIED CORRECT FOR THE PURPOSES OF THE REAL PROPERTY ACT 1886	
_____ Solicitor/Registered Conveyancer/Transferee	

Series No.	Prefix
	T

AGENT CODE

Lodged by:

Correction to:

BELOW THIS LINE FOR OFFICE USE ONLY

Date	Time:
FEES	
R.G.O.	POSTAGE
	NEW C.T.

TITLES, CROWN LEASES, DECLARATIONS ETC. LODGED WITH INSTRUMENT (TO BE FILLED IN BY PERSON LODGING)

- 1.....
- 2.....
- 3.....
- 4.....
- 5.....

Assessor

PLEASE ISSUE NEW CERTIFICATE(S) OF TITLE AS FOLLOWS

- 1.....
- 2.....
- 3.....

CORRECTION	PASSED
------------	--------

REGISTERED
REGISTRAR-GENERAL

DELIVERY INSTRUCTIONS (Agent to complete)
PLEASE DELIVER THE FOLLOWING ITEM(S) TO THE UNDERMENTIONED AGENT(S)

ITEM(S)	AGENT CODE

Form T3

MEMORANDUM OF TRANSFER OF MORTGAGE, ENCUMBRANCE OR LEASE

MORTGAGE, ENCUMBRANCE OR LEASE BEING TRANSFERRED (Delete the inapplicable)
CERTIFICATE(S) OF TITLE OVER WHICH INSTRUMENT IS REGISTERED
ESTATE AND INTEREST
ENCUMBRANCES APPLICABLE TO INTEREST BEING TRANSFERRED
TRANSFEROR (Full Name and Address)
CONSIDERATION (Words and Figures)
TRANSFeree (Full Name, Address and Mode of Holding)

Guidance Notes available

THE TRANSFEROR ACKNOWLEDGING RECEIPT OF THE ABOVE CONSIDERATION TRANSFERS TO THE TRANSFEREE THE ESTATE AND INTEREST HEREIN SPECIFIED IN THE LAND ABOVE DESCRIBED SUBJECT TO THE ABOVE ENCUMBRANCES

DATED

EXECUTION

.....
Signature of TRANSFEROR

.....
Signature of TRANSFEROR

.....
Signature of WITNESS - Signed in my presence by the TRANSFEROR who is either personally known to me or has satisfied me as to his or her identity. *

.....
Signature of WITNESS - Signed in my presence by the TRANSFEROR who is either personally known to me or has satisfied me as to his or her identity. *

.....
Print Full Name of Witness (BLOCK LETTERS)

.....
Print Full Name of Witness (BLOCK LETTERS)

.....
Address of Witness
Business Hours Telephone No.

.....
Address of Witness
Business Hours Telephone No.

* NB: A penalty of up to \$2000 or 6 months imprisonment applies for improper witnessing.

ACCEPTED by the TRANSFEREE

.....
Signature of TRANSFEREE

.....
Signature of TRANSFEREE

.....
Signature of WITNESS

.....
Signature of WITNESS

.....
Address of Witness

.....
Address of Witness

LANDS TITLES REGISTRATION OFFICE SOUTH AUSTRALIA

MEMORANDUM OF TRANSFER OF MORTGAGE, ENCUMBRANCE OR LEASE

FORM APPROVED BY THE REGISTRAR-GENERAL BELOW THIS LINE FOR AGENT USE ONLY

CERTIFIED CORRECT FOR THE PURPOSES OF THE REAL PROPERTY ACT 1886 Solicitor/Registered Conveyancer/Transferee

Table with 2 columns: Series No., Prefix. Value: T

AGENT CODE

Lodged by:

Correction to:

BELOW THIS LINE FOR OFFICE USE ONLY

Table for office use only with columns: Date, Time, FEES, R.G.O., POSTAGE, NEW C.T.

TITLES, CROWN LEASES, DECLARATIONS ETC. LODGED WITH INSTRUMENT (TO BE FILLED IN BY PERSON LODGING)

- 1.
2.
3.
4.
5.

Assessor

PLEASE ISSUE NEW CERTIFICATE(S) OF TITLE AS FOLLOWS

- 1.
2.
3.

Table with 2 columns: CORRECTION, PASSED

Table with 1 column: REGISTERED REGISTRAR-GENERAL

DELIVERY INSTRUCTIONS (Agent to complete) PLEASE DELIVER THE FOLLOWING ITEM(S) TO THE UNDERMENTIONED AGENT(S)

Table with 2 columns: ITEM(S), AGENT CODE

Form T4

MEMORANDUM OF TRANSFER BY MORTGAGEE EXERCISING POWER OF SALE

POWER OF SALE UNDER MORTGAGE NUMBER:	STATE WHETHER WHOLE OR PART OF LAND IN MORTGAGE WHOLE / PART
LAND DESCRIPTION	
ENCUMBRANCES	
TRANSFEROR (Full Name and Address)	
CONSIDERATION (Words and Figures)	
TRANSFeree (Full Name, Address and Mode of Holding)	

THE TRANSFEROR EXERCISING POWER OF SALE AND ACKNOWLEDGING RECEIPT OF THE ABOVE CONSIDERATION TRANSFERS TO THE TRANSFEREE THE TRANSFEROR'S ESTATE AND INTEREST AND THE ESTATE AND INTEREST OF THE MORTGAGOR.....

IN THE LAND ABOVE DESCRIBED SUBJECT TO THE ABOVE ENCUMBRANCES.

DATED

EXECUTION

Signature of TRANSFEROR

Signature of TRANSFEROR

Signature of WITNESS - Signed in my presence by the TRANSFEROR who is either personally known to me or has satisfied me as to his or her identity. *

Signature of WITNESS - Signed in my presence by the TRANSFEROR who is either personally known to me or has satisfied me as to his or her identity. *

Print Full Name of Witness (BLOCK LETTERS)

Print Full Name of Witness (BLOCK LETTERS)

Address of Witness
Business Hours Telephone No.

Address of Witness
Business Hours Telephone No.

* NB: A penalty of up to \$2000 or 6 months imprisonment applies for improper witnessing.

ACCEPTED by the TRANSFEREE

.....
Signature of TRANSFEREE

.....
Signature of TRANSFEREE

.....
Signature of WITNESS

.....
Signature of WITNESS

.....
Address of Witness

.....
Address of Witness

LANDS TITLES REGISTRATION
OFFICE
SOUTH AUSTRALIA

**TRANSFER BY MORTGAGEE
EXERCISING POWER OF SALE**

FORM APPROVED BY THE REGISTRAR-GENERAL

BELOW THIS LINE FOR AGENT USE ONLY

Series No.	Prefix
	PS

CERTIFIED CORRECT FOR THE PURPOSES OF THE REAL PROPERTY ACT 1886 <hr/> Solicitor/Registered Conveyancer/Transferee

AGENT CODE

Lodged by:

Correction to:

BELOW THIS LINE FOR OFFICE USE ONLY

Date	Time:	
FEES		
R.G.O.	POSTAGE	NEW C.T.

TITLES, CROWN LEASES, DECLARATIONS ETC. LODGED WITH INSTRUMENT (TO BE FILLED IN BY PERSON LODGING)

- 1.....
- 2.....
- 3.....
- 4.....
- 5.....

Assessor

PLEASE ISSUE NEW CERTIFICATE(S) OF TITLE AS FOLLOWS

- 1.....
- 2.....
- 3.....

Certification Re-Section 55A Law of Property Act 1936

CORRECTION	PASSED
------------	--------

REGISTERED
REGISTRAR-GENERAL

DELIVERY INSTRUCTIONS (Agent to complete)
PLEASE DELIVER THE FOLLOWING ITEM(S) TO THE UNDERMENTIONED AGENT(S)

ITEM(S)	AGENT CODE

LANDS TITLES REGISTRATION
OFFICE
SOUTH AUSTRALIA

WITHDRAWAL OF CAVEAT

FORM APPROVED BY THE REGISTRAR-GENERAL

BELOW THIS LINE FOR AGENT USE ONLY

CERTIFIED CORRECT FOR THE PURPOSES OF THE REAL PROPERTY ACT 1886	
_____ Solicitor/Registered Conveyancer/Caveator	

Series No.	Prefix
	WX

BELOW THIS LINE FOR OFFICE USE ONLY

Date	Time:	
FEES		
R.G.O.	POSTAGE	NEW C.T.

Lodged by: _____ **AGENT CODE**

Correction to:

TITLES, CROWN LEASES, DECLARATIONS ETC. LODGED WITH INSTRUMENT (TO BE FILLED IN BY PERSON LODGING)

- 1.....
- 2.....
- 3.....
- 4.....
- 5.....

_____ **Assessor**

PLEASE ISSUE NEW CERTIFICATE(S) OF TITLE AS FOLLOWS

- 1.....
- 2.....
- 3.....

CORRECTION	PASSED
------------	--------

ENTERED
REGISTRAR-GENERAL

DELIVERY INSTRUCTIONS (Agent to complete)
PLEASE DELIVER THE FOLLOWING ITEM(S) TO THE UNDERMENTIONED AGENT(S)

ITEM(S)	AGENT CODE

LANDS TITLES REGISTRATION
OFFICE
SOUTH AUSTRALIA

WITHDRAWAL OF LIEN

FORM APPROVED BY THE REGISTRAR-GENERAL

BELOW THIS LINE FOR AGENT USE ONLY

CERTIFIED CORRECT FOR THE PURPOSES OF THE REAL PROPERTY ACT 1886	
_____ Solicitor/Registered Conveyancer/Lienor	

Series No.	Prefix
	WL

AGENT CODE

Lodged by:

Correction to:

BELOW THIS LINE FOR OFFICE USE ONLY

Date	Time:	
FEES		
R.G.O.	POSTAGE	NEW C.T.

TITLES, CROWN LEASES, DECLARATIONS ETC. LODGED WITH INSTRUMENT (TO BE FILLED IN BY PERSON LODGING)

- 1.....
- 2.....
- 3.....
- 4.....
- 5.....

Assessor

PLEASE ISSUE NEW CERTIFICATE(S) OF TITLE AS FOLLOWS

- 1.....
- 2.....
- 3.....

CORRECTION	PASSED
------------	--------

REGISTERED	
REGISTRAR-GENERAL	

DELIVERY INSTRUCTIONS (Agent to complete)
PLEASE DELIVER THE FOLLOWING ITEM(S) TO THE UNDERMENTIONED AGENT(S)


ITEM(S)	AGENT CODE

Form W3

WORKER'S LIENS ACT 1893 CESSATION OF LIEN

LIEN BEING CEASED	
CERTIFICATE(S) OF TITLE AFFECTED	
APPLICANT (Full Name, Address)	
<p> GROUNDS UPON WHICH APPLICATION IS BASED</p> <p>(a) THE APPLICANT HEREBY DEPOSITS WITH THE REGISTRAR-GENERAL THE SUM OF</p> <p>_____</p> <p>_____</p> <p style="text-align: right;">(Insert amount in words and figures)</p> <p>TO ABIDE THE EVENT OF AN ACTION TO ENFORCE THE LIEN</p> <p>(b) THE LIENOR _____</p> <p>_____</p> <p>HAS FAILED TO BRING AN ACTION IN THE _____ COURT OF _____ TO ENFORCE THE ABOVEMENTIONED LIEN WITHIN FOURTEEN DAYS AS APPEARS BY THE CERTIFICATE OF THE REGISTRAR OF THE COURT ATTACHED HERETO.</p> <p>THE APPLICANT HAS GIVEN _____ DAYS NOTICE TO THE LIENOR OF THE APPLICANT'S INTENTION TO MAKE THIS APPLICATION AND</p> <p>HAS RECEIVED NO REPLY</p> <p>OR</p> <p>HAS RECEIVED THE REPLY ATTACHED HERETO</p> <p>(c) OTHER</p>	

DELETE THE INAPPLICABLE



THE APPLICANT APPLIES TO HAVE AN ENTRY MADE ON THE SAID CERTIFICATE(S) OF TITLE THAT THE LIEN HAS CEASED AND THAT THE ABOVE LAND IS DISCHARGED THEREFROM

DATED

EXECUTION

.....
Signature of APPLICANT

.....
Signature of WITNESS - Signed in my presence by the APPLICANT who is either personally known to me or has satisfied me as to his or her identity. *

.....
Print Full Name of Witness (BLOCK LETTERS)

.....
Address of Witness

.....
Business Hours Telephone No.

*NB: A penalty of up to \$2000 or 6 months imprisonment applies for improper witnessing

Guidance notes available

LANDS TITLES REGISTRATION
OFFICE
SOUTH AUSTRALIA

CESSATION OF LIEN

FORM APPROVED BY THE REGISTRAR-GENERAL

BELOW THIS LINE FOR AGENT USE ONLY

CERTIFIED CORRECT FOR THE PURPOSES
OF THE REAL PROPERTY ACT 1886

Solicitor/Registered Conveyancer/Lienee

AGENT CODE

Lodged by:

Correction to:

Series No.	Prefix
	LC

BELOW THIS LINE FOR OFFICE USE ONLY

Date	Time:	
FEES		
R.G.O.	POSTAGE	NEW C.T.

CORRECTION	PASSED

REGISTERED
REGISTRAR-GENERAL

Form RTC

APPLICATION FOR DEPOSIT OF A PLAN OF DIVISION

(Pursuant to Part XIXAB of the Real Property Act 1886)

Development No.

DP

CERTIFICATE(S) OF TITLE AFFECTED**APPLICANT(S)** (Full Name and Address of all Registered Proprietors of Land divided)**To the Registrar-General,**

I/We the Applicant(s) hereby apply to have the accompanying plan of division deposited in the Lands Titles Registration Office and acknowledge that on deposit of the said plan;

- *(a) my/our estate and interest in the said land will be affected to the extent indicated in the Details of Transactions panel
- (b) certificates of titles will issue in accordance with the Schedule of Mode of Issue.

Page 2 of

SCHEDULE OF MODE OF ISSUE

ALLOTMENT No. / CT REFERENCE	FULL NAME, ADDRESS AND MODE OF HOLDING	EASEMENTS AND ESTATES OR INTERESTS

Page of

DETAILS OF TRANSACTION(S) (Applicants only)	CONSIDERATION / VALUE

SCHEDULE OF EASEMENTS CREATED BY DEPOSIT OF THE ACCOMPANYING PLAN OF DIVISION

- * **Short form:** The easement(s) expressed on the plan to which the provisions of Sections 89 and 89a of the Real Property Act 1886 apply.
- * **Long form:** Easement(s) indicated on the plan to be set out in full in this instrument are as follows:

Page of

STATEMENT OF EFFECT ON ESTATES OR INTERESTS OF CONSENTING PARTIES		
ESTATE/INTEREST AFFECTED	EFFECT ON ESTATE OR INTEREST HELD OR CLAIMED	CONSIDERATION/VALUE

CERTIFICATION under Section 79 (6) of the Stamp Duty Act 1923
 The highest amount secured during the currency of Mortgage was \$
 Mortgage was \$
 and the Mortgage(s) have been duly stamped.

CERTIFICATE OF CONSENT FOR THE DEPOSIT OF A PLAN OF DIVISION
 (Pursuant to Sections 223lh of the Real Property Act 1886)

I/We the undersigned hereby certify my/our consent to the deposit of the accompanying plan of division in the Lands Titles Registration Office and acknowledge that the deposit of the said plan will affect my/our estate or interest to the extent set out in the above Statement of Effect panel.*

Dated

CONSENTING PARTY (Full Name, Address and nature of estate or interest)

.....
 Signature of CONSENTING PARTY

.....
 Signature of WITNESS - Signed in my presence by the
 Consenting Party who is either personally known to me
 or has satisfied me as to his or her identity.**

.....
 Print Full Name of Witness (BLOCK LETTERS)

.....
 Print Address of Witness

.....
 Business Hours Telephone No.....

* Where a lease is extended to include other land, certificate of Lessor must also be included. If lease is over portion of land and is to extend over a portion of land vesting in lessor, reference should be made to parcel defined in GRO plan deposited for that purpose.

**A penalty of up to \$2,000 or 6 months imprisonment applies for improper witnessing.

Dated.....

EXECUTION BY APPLICANT(S)

.....
Signature of APPLICANT

.....
Signature of APPLICANT

.....
Signature of WITNESS -Signed in my presence by
the Applicant who is either personally known to me
or has satisfied me as to his or her identity.*

.....
Signature of WITNESS -Signed in my presence by
the Applicant who is either personally known to me
or has satisfied me as to his or her identity.*

.....
Print Full Name of Witness (BLOCK LETTERS)

.....
Print Full Name of Witness (BLOCK LETTERS)

.....
Print Address of Witness

.....
Print Address of Witness

.....
Business Hours Telephone No.....

.....
Business Hours Telephone No.....

*A penalty of up to \$2000 or 6 months imprisonment applies for improper witnessing.

LANDS TITLES REGISTRATION
OFFICE
SOUTH AUSTRALIA

APPLICATION FOR DEPOSIT OF A PLAN
OF DIVISION

FORM APPROVED BY THE REGISTRAR-GENERAL

BELOW THIS LINE FOR AGENT USE ONLY

Series No.	Prefix
	RTC
	D.P.

CERTIFIED CORRECT FOR THE PURPOSES OF THE REAL PROPERTY ACT 1886
_____ Solicitor / Registered Conveyancer / Applicant

BELOW THIS LINE FOR OFFICE USE ONLY

Date:		Time:	
FEES			
R.G.O.	POSTAGE	NEW C.T.	
PLAN EXAMINATION	PLAN DEPOSIT	SURVEY ACT LEVY	

	NEW CERTIFICATE(S) OF TITLE TO ISSUE
--	--------------------------------------

AGENT CODE

Lodged by:

Correction to:

TITLES, CROWN LEASES, DECLARATIONS ETC. LODGED WITH INSTRUMENT (TO BE FILLED IN BY PERSON LODGING)

- 1.....
- 2.....
- 3.....
- 4.....
- 5.....

Assessor

PLEASE ISSUE NEW CERTIFICATE(S) OF TITLE AS FOLLOWS

- 1.....
- 2.....
- 3.....
- 4.....
- 5.....

PICK-UP NO.	
DP	

CORRECTION	PASSED
------------	--------

PLAN DEPOSITED

REGISTERED
REGISTRAR-GENERAL

DELIVERY INSTRUCTIONS (Agent to complete)
PLEASE DELIVER THE FOLLOWING ITEM(S) TO THE UNDERMENTIONED AGENT(S)

ITEM(S)	AGENT CODE

Form AP6

APPLICATION FOR AMENDMENT OF A DEPOSITED STRATA PLAN

Pursuant to Section 12(8) of the Strata Titles Act 1988
and Part XIXAB of the Real Property Act 1886

SP
DP

[Development No. : :]

CERTIFICATE(S) OF TITLE AFFECTED

APPLICANTS (Full Name and Address of all Registered Proprietors of land divided)

To the Registrar-General,

I/We the applicant(s)

(1) apply to you to amend Strata Plan No.

*(a) by substituting the existing plan for that accompanying this application

*(b) by substituting the sheets numbered accompanying this application for those numbered

*(c) in accordance with the amendments in red as shown on the print attached hereto

*(d) by substituting a fresh Schedule of Unit Entitlements to comply with the unit entitlements as shown in the schedule below

(2) acknowledge that

(a) our estates or interests will be affected as set out in the Details of Transaction(s) panel

(b) certificates of titles will issue in accordance with the Schedule of Mode of Issue

(3) affirm that this application is made in pursuance of a unanimous resolution duly passed at a properly convened meeting of the Strata Corporation

(4) apply to you to have the accompany plan of division deposited in the Lands Titles Registration Office

***SCHEDULE OF UNIT ENTITLEMENTS**

UNIT NO.	UNIT ENTITLEMENT	UNIT NO.	UNIT ENTITLEMENT
		AGGREGATE	10,000

* Delete the inapplicable

Guidance notes available

SCHEDULE OF MODE OF ISSUE

PARCEL IDENTIFIER / CT REFERENCE	FULL NAME, ADDRESS AND MODE OF HOLDING	EASEMENTS AND ESTATES OR INTERESTS

Page of

DETAILS OF TRANSACTION(S) (Applicants only)	CONSIDERATION / VALUE

SCHEDULE OF EASEMENTS CREATED BY AMENDMENT OF THE PLAN OF STRATA DIVISION

* **Short form:** The easement(s) expressed on the plan to which the provisions of Sections 89 and 89a of the Real Property Act 1886 apply.

* **Long form:** Easement(s) indicated on the plan to be set out in full in this instrument are as follows:

Page of

STATEMENT OF EFFECT ON ESTATES OR INTERESTS OF CONSENTING PARTIES		
ESTATE / INTEREST AFFECTED	EFFECT ON ESTATE OR INTEREST HELD OR CLAIMED	CONSIDERATION / VALUE

CERTIFICATION under Section 79 (6) of the Stamp Duty Act 1923
 The highest amount secured during the currency of Mortgage was \$
 Mortgage was \$
 and the Mortgage(s) have been duly stamped.

CERTIFICATE OF CONSENT FOR THE AMENDMENT OF A DEPOSITED STRATA PLAN
 (Pursuant to Section 12(8) of the Strata Titles Act 1988 and Part XIXAB of the Real Property Act 1886)

I/We the undersigned certify my/our consent to the amendment of Strata Plan and the deposit of the accompanying plan of division and acknowledge that the amendment and deposit of the plans will affect my/our estate or interest to the extent set out in the above Statement of Effect panel. *

DATED

CONSENTING PARTY (Full Name, Address and nature of estate or interest)

.....
 Signature of CONSENTING PARTY

.....
 Signature of WITNESS - Signed in my presence by the
 Consenting Party who is either personally known to me or
 has satisfied me as to his or her identity.**

.....
 Print Full Name of Witness (BLOCK LETTERS)

.....
 Address of Witness

.....
 Business Hours Telephone No.

* Where a lease is extended to include other land, certificate of Lessor must also be included. If lease is over portion of land and is to extend over portion of land vesting in lessor, reference should be made to parcel defined in GRO Plan deposited for that purpose.

** A penalty of up to \$2000 or 6 months imprisonment applies for improper witnessing.



Page of

DATED

EXECUTION BY APPLICANT(S)

.....
Signature of APPLICANT

.....
Signature of WITNESS - Signed in my presence by the APPLICANT who is either personally known to me or has satisfied me as to his or her identity.*

.....
Print Full Name of Witness (BLOCK LETTERS)

.....
Address of Witness

.....
Business Hours Telephone No.

* NB: A penalty of up to \$2000 or 6 months imprisonment applies for improper witnessing.

LANDS TITLES REGISTRATION
OFFICE
SOUTH AUSTRALIA

APPLICATION FOR AMENDMENT OF A
DEPOSITED STRATA PLAN
FORM APPROVED BY THE REGISTRAR-GENERAL

BELOW THIS LINE FOR AGENT USE ONLY

Series No.	Prefix
	AP RTC
	S.P.
	D.P.

CERTIFIED CORRECT FOR THE PURPOSES OF THE REAL PROPERTY ACT 1886 _____ Solicitor/Registered Conveyancer

AGENT CODE

Lodged by:

Correction to:

BELOW THIS LINE FOR OFFICE USE ONLY

Date		Time:	
FEES			
R.G.O.	POSTAGE	NEW C.T.	
PLAN EXAMINATION	PLAN DEPOSIT	SURVEY ACT LEVY	

TITLES, CROWN LEASES, DECLARATIONS ETC. LODGED WITH INSTRUMENT (TO BE FILLED IN BY PERSON LODGING)

- 1.....
- 2.....
- 3.....
- 4.....
- 5.....

Assessor

PLEASE ISSUE NEW CERTIFICATE(S) OF TITLE AS FOLLOWS

- 1.....
- 2.....
- 3.....

	NEW CERTIFICATE(S) OF TITLE TO ISSUE
--	--------------------------------------

PICK-UP NO.	PASSED
SP	
DP	

CORRECTION	PASSED
------------	--------

PLAN DEPOSITED

REGISTERED
REGISTRAR-GENERAL

DELIVERY INSTRUCTIONS (Agent to complete)
PLEASE DELIVER THE FOLLOWING ITEM(S) TO THE UNDERMENTIONED AGENT(S)

ITEM(S)	AGENT CODE

FORM 2

Page of

[Development No. : :]

STATEMENT OF EFFECT ON ESTATES OR INTERESTS OF CONSENTING PARTIES		
ESTATE / INTEREST AFFECTED	EFFECT ON ESTATE OR INTEREST HELD OR CLAIMED	CONSIDERATION / VALUE

CERTIFICATION under Section 79 (6) of the Stamp Duty Act 1923

The highest amount secured during the currency of Mortgage was \$

Mortgage was \$

and the Mortgage(s) have been duly stamped.

CERTIFICATE OF CONSENT FOR THE DEPOSIT OF A PLAN OF DIVISION

(Pursuant to Section 223lh of the Real Property Act 1886)

I/We the undersigned certify my/our consent to the deposit of the accompanying plan of division in the Lands Titles Registration Office and acknowledge that the deposit of the said plan will affect my/our estate or interest to the extent set out in the above Statement of Effect panel. *

DATED

CONSENTING PARTY (Full Name, Address and nature of estate or interest)

.....
Signature of CONSENTING PARTY

.....
Signature of WITNESS - Signed in my presence by the
Consenting Party who is either personally known to me or
has satisfied me as to his or her identity.**

.....
Print Full Name of Witness (BLOCK LETTERS)

.....
Print Address of Witness

.....
Business Hours Telephone No.

* Where a lease is extended to include other land, certificate of Lessor must also be included. If lease is over portion of land and is to extend over portion of land vesting in lessor, reference should be made to parcel defined in GRO Plan deposited for that purpose.

**A penalty of up to \$2000 or 6 months imprisonment applies for improper witnessing.

118

FORM 3

Page of

[Development No. : :]

STATEMENT OF EFFECT ON ESTATES OR INTERESTS OF CONSENTING PARTIES		
ESTATE / INTEREST AFFECTED	EFFECT ON ESTATE OR INTEREST HELD OR CLAIMED	CONSIDERATION / VALUE

CERTIFICATION under Section 79 (6) of the Stamp Duty Act 1923
 The highest amount secured during the currency of Mortgage was \$
 Mortgage was \$
 and the Mortgage(s) have been duly stamped.

CERTIFICATE OF CONSENT FOR THE AMENDMENT OF A DEPOSITED STRATA PLAN
 (Pursuant to Section 12(8) of the Strata Titles Act 1988 and Part XIXAB of the Real Property Act 1886)

I/We the undersigned certify my/our consent to the amendment of Strata Plan and the deposit of the accompanying plan of division and acknowledge that the amendment and deposit of the plans will affect my/our estate or interest to the extent set out in the above Statement of Effect panel. *

DATED

CONSENTING PARTY (Full Name, Address and nature of estate or interest)

.....
 Signature of CONSENTING PARTY

.....
 Signature of WITNESS - Signed in my presence by the
 Consenting Party who is either personally known to me or
 has satisfied me as to his or her identity.**

.....
 Print Full Name of Witness (BLOCK LETTERS)

.....
 Print Address of Witness

.....
 Business Hours Telephone No.

* Where a lease is extended to include other land, certificate of Lessor must also be included. If lease is over portion of land and is to extend over portion of land vesting in lessor, reference should be made to parcel defined in GRO Plan deposited for that purpose.

**A penalty of up to \$2000 or 6 months imprisonment applies for improper witnessing.

ROAD TRAFFIC ACT 1961

Operation of Stinger Car Carriers up to 23m in Length

PURSUANT to the provisions of Section 161A of the Road Traffic Act 1961, as amended and Regulation 35 of the Road Traffic (Miscellaneous) Regulations 1999, I, T. N. Argent, Executive Director, Transport SA, as an authorised delegate of the Minister for Transport and Urban Planning, hereby approve Stinger Car Carriers up to an overall length not exceeding 23 metres, to operate on routes specified herein and in the document titled *Operation of Medium Combination Vehicles in South Australia, Edition No.1*, issued by Transport SA, subject to the following conditions:

1. *Special Conditions*

- 1.1 This Notice and the document titled 'Operation of Medium Combination Vehicles in South Australia', Edition 1, issued by Transport SA, or a copy of each shall be carried by the driver of the vehicle at all times when operating under this exemption and be produced when requested by an Inspector appointed under the Road Traffic Act 1961, or a Police Officer.
- 1.2 The vehicle is not under 'Notice of Suspension to Operate as a Medium Combination Vehicle' issued by the Minister for Transport and Urban Planning.

2. *Definitions*

For the purpose of this Notice the following definitions shall apply:

- 2.1 A 'Stinger Car Carrier' means a rigid motor vehicle towing a trailer which has a single axle or a tandem axle group located at the rear and where the front of the trailer is connected to the rear of the motor vehicle by a coupling. The overall length of the vehicle combinations including any load shall not exceed 23 m.

3. *General Conditions*

- 3.1 The vehicles defined herein are operated in accordance with the conditions and on the routes specified in the document titled 'Operation of Medium combination Vehicles in South Australia' Edition 1, issued by Transport SA, and as amended by this Notice.
- 3.2 The gross mass of the vehicle and/or combination does not exceed the gross vehicle and/or gross combination mass limits specified on the vehicle registration certificate and label.
- 3.3 All South Australian registered vehicle units (prime movers and semi-trailers), shall be inspected and display a current inspection label as detailed in the document titled 'Operation of Medium Combination Vehicles in South Australia' Edition 1, issued by Transport SA, or display a Roadworthiness Accreditation label in accordance with either a National or South Australian Alternative Compliance Scheme.
- 3.4 Vehicles registered in New South Wales, Victoria, Queensland and Western Australia are not required to display South Australian labels or undergo inspections which are additional to those required in their home states.
- 3.5 Vehicles registered in the Northern Territory are required to display either South Australian inspection labels or Northern Territory inspection and rating labels in accordance with the Mutual Recognition Agreement between South Australia and Northern Territory.

4. *Registration Categories*

- 4.1 Vehicles operating under this Notice shall be registered in accordance with the Charge Codes shown in Table 1.

Table 1

Vehicle Configuration	Charge Code
Stinger Car Carriers	3 axle rigid truck hauling one trailer (5 axle combination)
	SR3 MR3

Note: A charge code is displayed on the truck and prime mover registration certificate and registration label.

5. *Additional Routes*

5.1 The following routes are approved for 23 m long Stinger Car Carriers:

- 5.1.1 Meatworks Road, from Bordertown/Mundulla Road to Cannawigara Road.
- 5.1.2 Cannawigara Road, Bordertown, Meatworks Road to Ramsey Terrace.
- 5.1.3 Ramsey Terrace, Bordertown, Cannawigara Road to Dukes Highway.
- 5.1.4 Cleggett Street, Bordertown.
- 5.1.5 Merret Street, Bordertown.
- 5.1.6 McLellan Road, Bordertown.
- 5.1.7 Dukes Highway, Bordertown, Western Access Road (to and from the service stations).
- 5.1.8 Aroona Road South, Kilkenny. Entry shall be from the southern carriageway of Port Road when travelling in a westerly direction via the roadway in the centre median across the northern carriageway into Aroona Road South. Exit shall be left onto Port Road
- 5.1.9 Berri to Loxton Road from the Sturt Highway, Crawford Terrace, Berri Bridge, Berri/Loxton Road.
- 5.1.10 Crafers Interchange from Mount Barker Road when travelling in a south-easterly direction, Epiphany Place, right onto Summit Road over Crafers Bridge, right onto the access ramp onto Mount Barker towards Adelaide.
- 5.1.11 Morgan to Burra Road from the Morgan Renmark Road, Morgan Terrace then to Burra right onto the Barrier Highway.
- 5.1.12 Southern Expressway (M2) between South Road, Bedford Park and South Road, Reynella in accordance with direction signs.
- 5.1.13 The New Blanchetown Bridge Route 20.
- 5.1.14 The Adelaide Plains Saleyard Complex (near Dublin) via Carslake Road.
- 5.1.15 Davids (SA) Ltd – Kidman Park via Grange Road from South Road, Findon Road to the warehouse. Note: Left turn not permitted from Grange Road into South Road.
- 5.1.16 Francis Street, Port Adelaide.
- 5.1.17 Smith Street, Naracoorte, Hynam to the South Australia/Victoria border (Apsley).
- 5.1.18 Cormack Road, Wingfield (just east of Moss Road) to Eastern Parade, Gillman via Cormack Road, North Arm Road, Kapara Road, Bedford Street North, Eastern Parade.
- 5.1.19 Grainger Road, Elizabeth South, Philip Highway to Air Liquide and return.
- 5.1.20 Kettering Road, Elizabeth South, Commercial Road to GMH West Gate and return.
- 5.1.21 Commercial Road, Salisbury Highway to DSTO and return.
- 5.1.22 Jetty Road, Largs Bay, Victoria Road to Elder Road.
- 5.1.23 Veitch Road, Osborne, Victoria Road to Mersey Road, left turn to Mersey Road to the Australian Submarine Corporation and return.
- 5.1.24 Bedford Street, Gillman, Kapara Road to Wilkins Street. Wilkins Street, Bedford Road to Dyers depot and return.
- 5.1.25 Magazine Road, Dry Creek, (just east of Moss Road) to Churchill Road North. Note: No right turn from Magazine Road into Churchill Road North.
- 5.1.26 Wingfield area bounded by Magazine Road, Churchill Road North, Cavan Road, Grand Junction Road, South Road and Cormack Road. Note: Rumble Road, Dry Creek is not included.
- 5.1.27 Francis Road, Wingfield, South Road to Plymouth Road.
- 5.1.28 Plymouth Road, Wingfield, Grand Junction Road to Cormack Road. Note: No access to Cormack Rd.

- 5.1.29 North East Road, Muller Road to Sudholz Road.
- 5.1.30 Innes Road, Windsor Gardens, North East Road to Freebairn Street, Freebairn Street from Innes Road. Note: (1) No right turn from North East Rd into Innes Rd between 4pm and 6pm, Monday to Friday. (2) No left turn from Innes Rd into North East Rd between 7.30am and 9am, Monday to Friday. (3) No left turn into Innes Rd from North East Rd.
- 5.1.31 Sudholz Road, North East Road to Grand Junction Road.
- 5.1.32 Kings Road, Salisbury Highway to Main North Road.
- 5.1.33 Cross Keys Road, Kings Road to Frost Road.
- 5.1.34 Salisbury South area bounded by Frost Road, Main North Road, Kings Road, and Cross Keys Road. Note: Frost Road is not included.
- 5.1.35 Greenfields Drive, Salisbury Highway to Belfree Drive; Belfree Drive, Greenfields Drive to Watervale Drive and Watervale Drive, Belfree Drive to Greenfields Drive, Greenfields.
- 5.1.36 Cross Keys Road, Cavan, Montague Road to CB Fisher Drive.
- 5.1.37 Jonal Drive, Cavan, from Cross Keys Road.
- 5.1.38 Bradford Way, Churchill Road North to Newcastle Crescent; Newcastle Crescent, Bradford Way to Cardiff Court; Cardiff Court, Newcastle Crescent to Stock Road and Stock Road from Newcastle Crescent, Cavan.
- 5.1.39 Burma Road, Pooraka, from Diagonal Road to Fruit and Vegetable Market and return.
- 5.1.40 Cypress Terrace, Murray Bridge, Maurice Road to Mannum Road.
- 5.1.41 Maurice Road, Murray Bridge, Brinkley Road to Princes Highway.
- 5.1.42 Hindmarsh Road, Murray Bridge, Old Swanport Road to Brinkley Road.
- 5.1.43 Brinkley Road, Murray Bridge, Old Swanport Road to Maurice Road.
- 5.1.44 Old Swanport Road, Murray Bridge, Swanport Road to Adelaide Road. Note: (1) No Right turn from Old Swanport Road into Adelaide Road. (2) No Left Turn from Adelaide Road into Old Swanport Road.
- 5.1.45 Mardon Street, Murray Bridge, Maurice Road to Emerald Road.
- 5.1.46 Thomas Street, Murray Bridge, Cypress Terrace to Sale Yards and return.
- 5.1.47 Lagoon Road, Murray Bridge, Mannum Road to Nilpena Road. Note: (1) No Right turn from Mannum Road into Lagoon Road. (2) No Left Turn from Lagoon Road into Mannum Road.
- 5.1.48 Hume Reserve Road, Murray Bridge, Mannum Road to the Silos and return.
- 5.1.49 Princes Highway, Murray Bridge, Adelaide Road to Callington-Goolwa Road.
- 5.1.50 Ferries McDonald Road, Monarto South, Princes Highway to Big W Warehouse and return.
- 5.1.51 Jaensch Road, Mypolonga, Mannum Road to Liebelt Road.
- 5.1.52 Liebelt Road. Mypolonga, Jaensch Road to Mallee Road.
- 5.1.53 Mypolonga Road, Mypolonga, Mallee Road to Woolshed Road.
- 5.1.54 Woolshed Road, Mypolonga, Mypolonga Road to Cooliabah Drive.
- 5.1.55 Cooliabah Drive, Mypolonga, Woolshed Road to North Bokara Road.
- 5.1.56 Bowhill Road, Burdett, Mannum-Burdett Road to Morrell Road.
- 5.1.57 Swanport Road, Murray Bridge, Adelaide Road to Old Swanport Road.
- 5.1.58 Mannum Road, Murray Bridge, Adelaide Road to Jaensch Road.
- 5.1.59 Adelaide Road, Murray Bridge, Maurice Road to South Eastern Freeway.
- 5.1.60 Mannum-Burdett Road, Burdett, Loxton-Murray Bridge Road to Bowhill Road.
- 5.1.61 Callington-Goolwa Road, Callington, Princes Highway to South Eastern Freeway.

6. *Route Approvals Revoked*

6.1 Approval to operate Stinger Car Carriers up to 23 m in length on the following routes shown in the document 'Operation of Medium Combination Vehicles in South Australia' Edition 1, issued by Transport SA, is revoked:

6.1.1 Hogarth Road, Elizabeth, Philip Highway to Main North Road.

This notice can stand alone or can be read in conjunction with an individual permit which makes reference to the document titled 'Operation of Medium Combination Vehicles in South Australia', Edition 1, issued by Transport SA.

The Notice titled 'Operation of Medium Combination Vehicles ' appearing in the *Government Gazette* dated 1 July 1999, is hereby revoked.

T. N. ARGENT, Executive Director, Transport SA

ROAD TRAFFIC ACT 1961

Operation of B-Double Vehicles up to 25 m in Length on Specified Routes

PURSUANT to the provisions of Section 161A of the Road Traffic Act 1961, as amended and Regulation 35 of the Road Traffic (Miscellaneous) Regulations 1999, I, T. N. Argent, Executive Director, Transport SA, as an authorised delegate of the Minister for Transport and Urban Planning, hereby approve B-Doubles to operate on routes specified herein and in the document titled *Operation of Medium Combination Vehicles in South Australia, Edition No.1*, issued by Transport SA; and

PURSUANT to the provisions of Section 163AA of the Road Traffic Act 1961, as amended, I, T. N. Argent, Executive Director, Transport SA, as an authorised delegate of the Minister for Transport and Urban Planning, hereby exempt B-Doubles from Rule 72 Height of the Road Traffic (Vehicle Standards) Regulations 1999; subject to the following conditions:

1. *Special Conditions*

- 1.1 This Notice and the document titled 'Operation of Medium Combination Vehicles in South Australia', Edition 1, issued by Transport SA, or a copy of each shall be carried by the driver of the vehicle at all times when operating under this exemption and be produced when requested by an Inspector appointed under the Road Traffic Act 1961, or a Police Officer.
- 1.2 The vehicle is not under 'Notice of Suspension to Operate as a Medium Combination Vehicle' issued by the Minister for Transport.

2. *Definitions*

For the purpose of this Notice the following definitions shall apply:

- 2.1 A 'B-Double' means a combination consisting of a prime mover towing 2 semi-trailers where the first semi-trailer is connected to the prime mover by a fifth wheel coupling and the second semi-trailer is connected to the first semi-trailer by a fifth wheel coupling;

3. *General Conditions*

- 3.1 The vehicles defined herein are operated in accordance with the conditions and on the routes specified in the document titled 'Operation of Medium combination Vehicles in South Australia' Edition 1, issued by Transport SA and as amended by this Notice.
- 3.2 The gross mass of the vehicle and/or combination does not exceed the gross vehicle and/or gross combination mass limits specified on the vehicle registration certificate and label.
- 3.3 All South Australian registered vehicle units (prime movers and semi-trailers), shall be inspected and display a current inspection label as detailed in the document titled 'Operation of Medium Combination Vehicles in South Australia' Edition 1, issued by Transport SA, or display a Roadworthiness Accreditation label in accordance with either a National or South Australian Alternative Compliance Scheme.
- 3.4 Vehicles registered in New South Wales, Victoria, Queensland and Western Australia are not required to display South Australian labels or undergo inspections which are additional to those required in their home states.
- 3.5 Vehicles registered in the Northern Territory are required to display either South Australian inspection labels or Northern Territory inspection and rating labels in accordance with the Mutual Recognition Agreement between South Australia and Northern Territory.

4. *Registration Categories*

4.1 Vehicles operating under this Notice shall be registered in accordance with the Charge Codes shown in Table 1.

Table 1

Vehicle Configuration		Charge Code
B-Double Combination	2 axle prime mover hauling 2 semi-trailers (5 axle combination)	MP2
B-Double Combination	3 axle prime mover hauling 2 semi-trailers (7,8, or 9 axle combination)	MP3 1LP3 2LP3

Note: A charge code is displayed on the truck and prime mover registration certificate and registration label.

5. *Transport of Baled Wool*

5.1 Baled wool may be carried subject to the following conditions:

- 5.1.1 The baled wool shall not be loaded more than four layers high.
- 5.1.2 The maximum overall vehicle height including the baled wool shall not exceed 4.6 m.
- 5.1.3 The overall width of all axles or axle groups of the vehicle carrying the load, excluding the front axle or axle group, when measured between two vertical parallel planes located at the outer extremities of the tyres, shall be not less than 2.1 m.
- 5.1.4 Hauliers operating under provisions of this notice should be aware that some bridges, signs, overhead wires, trees and signals may not provide sufficient clearance for the passage of a 4.6 m high vehicle.

6. *Additional Routes*

6.1 The following routes shown in the document 'Operation of Medium Combination Vehicles in South Australia' Edition 1 as 23m routes are also approved for 25 m long B-Doubles:

- 6.1.1 Heaslip Road and Angle Vale Road.
- 6.1.2 Paskeville to Wallaroo Road. Travel in Wallaroo is as follows: from Port Broughton, Irwine Street, or from Kadina, Victoria Street, Richardson Street, Hughes Street, Wildman Street, to the grain marshalling yard, Cornish Terrace, Hall Street, Lydia Terrace into silo. Return via Abraham Rydberg Drive, Lydia Terrace, Hughes Street, Richardson Street, Victoria Street, towards Kadina or Victoria Street, East Terrace North, onto the Alford Road towards Port Broughton.

Note: Left turn not permitted from Hughes Street into Irwine Street.

- 6.1.3 Wallaroo (East Terrace North) to Port Broughton, Merriton and to Port Pirie to Route One.
- 6.1.4 Wilmington to Quorn Road.
- 6.1.5 Churchill Road North, Pt Wakefield Road to Cavan Road. Note: No right turn from Churchill Road North into Magazine Road.

6.2 The following routes are approved for 25 m long B-Doubles:

- 6.2.1 Meatworks Road, from Bordertown/Mundulla Road to Cannawigara Road.
 - 6.2.2 Cannawigara Road, Bordertown, Meatworks Road to Ramsey Terrace.
- 6.2.3 Ramsey Terrace, Bordertown, Cannawigara Road to Dukes Highway.
 - 6.2.4 Cleggett Street, Bordertown.
- 6.2.5 Merret Street, Bordertown.

- 6.2.6 McLellan Road, Bordertown.
- 6.2.7 Dukes Highway, Bordertown, Western Access Road (to and from the service stations).
- 6.2.8 Aroona Road South, Kilkenny. Entry shall be from the southern carriageway of Port Road when travelling in a westerly direction via the roadway in the centre median across the northern carriageway into Aroona Road South. Exit shall be left onto Port Road
- 6.2.9 Berri to Loxton Road from the Sturt Highway, Crawford Terrace, Berri Bridge, Berri/Loxton Road.
- 6.2.10 Crafers Interchange from Mount Barker Road when travelling in a south-easterly direction, Epiphany Place, right onto Summit Road over Crafers Bridge, right onto the access ramp onto Mount Barker towards Adelaide.
- 6.2.11 Morgan to Burra Road from the Morgan Renmark Road, Morgan Terrace then to Burra right onto the Barrier Highway.
- 6.2.12 Southern Expressway (M2) between South Road, Bedford Park and South Road, Reynella in accordance with direction signs.
- 6.2.13 The New Blanchetown Bridge National Highway 20.
- 6.2.14 The Adelaide Plains Saleyard Complex (near Dublin) via Carslake Road.
- 6.2.15 Davids (SA) Ltd – Kidman Park via Grange Road from South Road, Findon Road to the warehouse. Note: Left turn not permitted from Grange Road into South Road.
- 6.2.16 Francis Street, Port Adelaide.
- 6.2.17 Smith Street, Naracoorte, Hynam to the South Australia/Victoria border (Apsley).
- 6.2.18 Cormack Road, Wingfield (just east of Moss Road) to Eastern Parade, Gillman via Cormack Road, North Arm Road, Kapara Road, Bedford Street North, Eastern Parade.
- 6.2.19 Grainger Road, Elizabeth South, Philip Highway to Air Liquide and return.
- 6.2.20 Kettering Road, Elizabeth South, Commercial Road to GMH West Gate and return.
- 6.2.21 Commercial Road, Salisbury Highway to DSTO and return.
- 6.2.22 Jetty Road, Largs Bay, Victoria Road to Elder Road.
- 6.2.23 Veitch Road, Osborne, Victoria Road to Mersey Road, left turn to Mersey Road to the Australian Submarine Corporation and return.
- 6.2.24 Bedford Street, Gillman, Kapara Road to Wilkins Street. Wilkins Street, Bedford Road to Dyers depot and return.
- 6.2.25 Magazine Road, Dry Creek, (just east of Moss Road) to Churchill Road North. Note: No right turn from Magazine Road into Churchill Road North.
- 6.2.26 Wingfield area bounded by Magazine Road, Churchill Road North, Cavan Road, Grand Junction Road, South Road and Cormack Road. Note: Rumble Road, Dry Creek is not included.
- 6.2.27 Francis Road, Wingfield, South Road to Plymouth Road.
- 6.2.28 Plymouth Road, Wingfield, Grand Junction Road to Cormack Road. Note: No access to Cormack Rd.
- 6.2.29 North East Road, Muller Road to Sudholz Road.
- 6.2.30 Innes Road, Windsor Gardens, North East Road to Freebairn Street, Freebairn Street from Innes Road. Note: (1) No right turn from North East Rd into Innes Rd between 4pm and 6pm, Monday to Friday. (2) No left turn from Innes Rd into North East Rd between 7.30am and 9am, Monday to Friday. (3) No left turn into Innes Rd from North East Rd.
- 6.2.31 Sudholz Road, North East Road to Grand Junction Road.
- 6.2.32 Kings Road, Salisbury Highway to Main North Road.
- 6.2.33 Cross Keys Road, Kings Road to Frost Road.
- 6.2.34 Salisbury South area bounded by Frost Road, Main North Road, Kings Road, and Cross Keys Road. Note: Frost Road is not included.

- 6.2.35 Greenfields Drive, Salisbury Highway to Belfree Drive; Belfree Drive, Greenfields Drive to Watervale Drive and Watervale Drive, Belfree Drive to Greenfields Drive, Greenfields.
- 6.2.36 Cross Keys Road, Cavan, Montague Road to CB Fisher Drive.
- 6.2.37 Jonal Drive, Cavan, from Cross Keys Road.
- 6.2.38 Bradford Way, Churchill Road North to Newcastle Crescent; Newcastle Crescent, Bradford Way to Cardiff Court; Cardiff Court, Newcastle Crescent to Stock Road and Stock Road from Newcastle Crescent, Cavan.
- 6.2.39 Burma Road, Pooraka, from Diagonal Road to Fruit and Vegetable Market and return.
- 6.2.40 Cypress Terrace, Murray Bridge, Maurice Road to Mannum Road.
- 6.2.41 Maurice Road, Murray Bridge, Brinkley Road to Princes Highway.
- 6.2.42 Hindmarsh Road, Murray Bridge, Old Swanport Road to Brinkley Road.
- 6.2.43 Brinkley Road, Murray Bridge, Old Swanport Road to Maurice Road.
- 6.2.44 Old Swanport Road, Murray Bridge, Swanport Road to Adelaide Road. Note: (1) No Right turn from Old Swanport Road into Adelaide Road. (2) No Left Turn from Adelaide Road into Old Swanport Road.
- 6.2.45 Mardon Street, Murray Bridge, Maurice Road to Emerald Road.
- 6.2.46 Thomas Street, Murray Bridge, Cypress Terrace to Sale Yards and return.
- 6.2.47 Lagoon Road, Murray Bridge, Mannum Road to Nilpena Road. Note: (1) No Right turn from Mannum Road into Lagoon Road. (2) No Left Turn from Lagoon Road into Mannum Road.
- 6.2.48 Hume Reserve Road, Murray Bridge, Mannum Road to the Silos and return.
- 6.2.49 Princes Highway, Murray Bridge, Adelaide Road to Callington-Goolwa Road.
- 6.2.50 Ferries McDonald Road, Monarto South, Princes Highway to Big W Warehouse and return.
- 6.2.51 Jaensch Road, Mypolonga, Mannum Road to Liebelt Road.
- 6.2.52 Liebelt Road. Mypolonga, Jaensch Road to Mallee Road.
- 6.2.53 Mypolonga Road, Mypolonga, Mallee Road to Woolshed Road.
- 6.2.54 Woolshed Road, Mypolonga, Mypolonga Road to Cooliabah Drive.
- 6.2.55 Cooliabah Drive, Mypolonga, Woolshed Road to North Bokara Road.
- 6.2.56 Bowhill Road, Burdett, Mannum-Burdett Road to Morrell Road.
- 6.2.57 Swanport Road, Murray Bridge, Adelaide Road to Old Swanport Road.
- 6.2.58 Mannum Road, Murray Bridge, Adelaide Road to Jaensch Road.
- 6.2.59 Adelaide Road, Murray Bridge, Maurice Road to South Eastern Freeway.
- 6.2.60 Mannum-Burdett Road, Burdett, Loxton-Murray Bridge Road to Bowhill Road.
- 6.2.61 Callington-Goolwa Road, Callington, Princes Highway to South Eastern Freeway.

7. *Route Approvals Revoked*

7.1 Approval to operate B - Doubles on the following routes shown in the document 'Operation of Medium Combination Vehicles in South Australia' Edition 1, issued by Transport SA, is revoked:

7.1.1 Hogarth Road, Elizabeth, Philip Highway to Main North Road.

This Notice can stand alone or can be read in conjunction with an individual permit which makes reference to the document titled 'Operation of Medium Combination Vehicles in South Australia', Edition 1, issued by Transport SA.

The notice titled 'Operation of Medium Combination Vehicles' appearing in the *Government Gazette* dated 1 July 1999, is hereby revoked.

T. N. ARGENT, Executive Director, Transport SA

ROAD TRAFFIC ACT 1961

Operation of Rigid Truck and Dog Trailer Combinations

PURSUANT to the provisions of Section 161A of the Road Traffic Act 1961, as amended and Regulation 35 of the Road Traffic (Miscellaneous) Regulations 1999, I, T. N. Argent, Executive Director, Transport SA, as an authorised delegate of the Minister for Transport and Urban Planning, hereby approve Rigid Truck and Trailer Combinations to operate on routes specified herein and in the document titled *Operation of Medium Combination Vehicles in South Australia, Edition No.1*, issued by Transport SA; and

PURSUANT to the provisions of Section 163AA of the Road Traffic Act 1961, as amended, I, T. N. Argent, Executive Director, Transport SA, as an authorised delegate of the Minister for Transport and Urban Planning, hereby exempt Rigid Truck and Dog Trailer Combinations up to an overall length not exceeding 23 metres from Schedule 1, Part 1, Regulation 4(1) & (2) *Mass limits for combinations* of the Road Traffic (Mass and Loading Requirements) Regulations 1999 and Rule 69(1)(d) *Length of combinations* of the Road Traffic (Vehicle Standards) Regulations 1999, subject to the following conditions:

1. *Special Conditions*

- 1.1 This Notice and the document titled 'Operation of Medium Combination Vehicles in South Australia', Edition 1, issued by Transport SA, or a copy of each shall be carried by the driver of the vehicle at all times when operating under this exemption and be produced when requested by an Inspector appointed under the Road Traffic Act 1961, or a Police Officer.
- 1.2 The vehicle is not under 'Notice of Suspension to Operate as a Medium Combination Vehicle' issued by the Minister for Transport and Urban Planning.

2. *Definitions*

For the purpose of this Notice the following definitions shall apply:

- 2.1 A 'Rigid Truck and Dog Trailer' means a rigid motor vehicle towing a trailer (which includes a trailer consisting of a semi-trailer and a converter dolly) where the trailer has:
- (1) a single axle or tandem axle group at the front that is steered by connection to the towing vehicle by means of a drawbar; and
- (2) has either a single axle, or tandem axle group or triaxle group at the rear.

3. *General Conditions*

- 3.1 The vehicles defined herein are operated in accordance with the conditions and on the routes specified in the document titled 'Operation of Medium combination Vehicles in South Australia' Edition 1, issued by Transport SA and as amended by this Notice.
- 3.2 The gross mass of the vehicle and/or combination does not exceed the gross vehicle and/or gross combination mass limits specified on the vehicle registration certificate and label.
- 3.3 All South Australian registered vehicle units (prime movers and semi-trailers), shall be inspected and display a current inspection label as detailed in the document titled 'Operation of Medium Combination Vehicles in South Australia' Edition 1, issued by Transport SA, or display a Roadworthiness Accreditation label in accordance with either a National or South Australian Alternative Compliance Scheme.
- 3.4 Vehicles registered in New South Wales, Victoria, Queensland and Western Australia are not required to display South Australian labels or undergo inspections
- 3.5 which are additional to those required in their home states.
- 3.6 Vehicles registered in the Northern Territory are required to display either South Australian inspection labels or Northern Territory inspection and rating labels in accordance with the Mutual Recognition Agreement between South Australia and Northern Territory.

4. *Registration Categories*

4.1 Vehicles operating under this Notice shall be registered in accordance with the Charge Codes shown in Table 1.

Table 1

Vehicle Configuration	Charge Code
Truck Trailer Combination	3 axle truck hauling one trailer (6 or 8 axle combination) MR3

Note: A charge code is displayed on the truck registration certificate and registration label.

5. *Additional Routes*

5.1 The following routes shown in the document 'Operation of Medium Combination Vehicles in South Australia' Edition 1, issued by Transport SA, as 23m routes are also approved for Truck and Trailer combinations:

5.1.1 Heaslip Road and Angle Vale Road.

5.1.2 Paskeville to Wallaroo Road. Travel in Wallaroo is as follows: from Port Broughton, Irwine Street, or from Kadina, Victoria Street, Richardson Street, Hughes Street, Wildman Street, to the grain marshalling yard, Cornish Terrace, Hall Street, Lydia Terrace into silo. Return via Abraham Rydberg Drive, Lydia Terrace, Hughes Street, Richardson Street, Victoria Street, towards Kadina or Victoria Street, East Terrace North, onto the Alford Road towards Port Broughton.

Note: Left turn not permitted from Hughes Street into Irwine Street.

5.1.3 Wallaroo (East Terrace North) to Port Broughton, Merriton and to Port Pirie to Route One.

5.1.4 Wilmington to Quorn Road.

5.2 The following routes are approved for Truck and Trailer combinations:

5.2.1 Meatworks Road, from Bordertown/Mundulla Road to Cannawigara Road.

5.2.2 Cannawigara Road, Bordertown, Meatworks Road to Ramsey Terrace.

5.2.3 Ramsey Terrace, Bordertown, Cannawigara Road to Dukes Highway.

5.2.4 Cleggett Street, Bordertown.

5.2.5 Merret Street, Bordertown.

5.2.6 McLellan Road, Bordertown.

5.2.7 Dukes Highway, Bordertown, Western Access Road (to and from the service stations).

5.2.8 Aroona Road South, Kilkenny. Entry shall be from the southern carriageway of Port Road when travelling in a westerly direction via the roadway in the centre median across the northern carriageway into Aroona Road South. Exit shall be left onto Port Road

5.2.9 Berri to Loxton Road from the Sturt Highway, Crawford Terrace, Berri Bridge, Berri/Loxton Road.

5.2.10 Crafers Interchange from Mount Barker Road when travelling in a south-easterly direction, Epiphany Place, right onto Summit Road over Crafers Bridge, right onto the access ramp onto Mount Barker towards Adelaide.

5.2.11 Morgan to Burra Road from the Morgan Renmark Road, Morgan Terrace then to Burra right onto the Barrier Highway.

5.2.12 Southern Expressway (M2) between South Road, Bedford Park and South Road, Reynella in accordance with direction signs.

5.2.13 The New Blanchetown Bridge National Highway 20.

5.2.14 The Adelaide Plains Saleyard Complex (near Dublin) via Carslake Road.

5.2.15 Davids (SA) Ltd – Kidman Park via Grange Road from South Road, Findon Road to the warehouse. Note: Left turn not permitted from Grange Road into South Road.

5.2.16 Francis Street, Port Adelaide.

5.2.17 Smith Street, Naracoorte, Hynam to the South Australia/Victoria border (Apsley).

5.2.18 Cormack Road, Wingfield (just east of Moss Road) to Eastern Parade, Gillman via Cormack Road, North Arm Road, Kapara Road, Bedford Street North, Eastern Parade.

6. *Route Approvals Revoked*

6.1 Approval to operate Rigid Truck and Dog Trailer Combinations on the following routes shown in the document 'Operation of Medium Combination Vehicles in South Australia' Edition 1, issued by Transport SA, is revoked:

6.1.1 Hogarth Road, Elizabeth, Philip Highway to Main North Road.

This Notice can stand alone or can be read in conjunction with an individual permit which makes reference to the document titled 'Operation of Medium Combination Vehicles in South Australia', Edition 1, issued by Transport SA.

The notice titled 'Operation of Medium Combination Vehicles ' appearing in the *Government Gazette* dated 1 July 1999, is hereby revoked.

T. N. ARGENT, Executive Director, Transport SA

ROAD TRAFFIC ACT 1961

Higher Mass Limits for Vehicles Fitted with Road Friendly Suspensions

PURSUANT to Section 163AA of the Road Traffic Act 1961, as amended, I, T. N. Argent, Executive Director, Transport SA, as an authorised delegate of the Minister for Transport and Urban Planning, hereby exempt vehicles fitted with 'Road Friendly Suspensions' as defined in Clause 3.1.1, for vehicle configurations as described in Table 1 of this Notice, from the axle and axle group mass limits in Schedule 1 Table 1 of the Road Traffic (Mass and Loading Requirements) Regulations 1999 as detailed in Table 2 of this Notice, for travel on only those routes specified by this Notice, in accordance with approvals granted under Section 161A of the said Act and subject to the following conditions:

1 *Special Conditions*

- 1.1 This Notice and the maps titled 'Route Network for General Access Vehicles fitted with Road Friendly Suspension' or a copy shall be carried by the driver of the vehicle at all times when operating under this exemption and be produced when requested by an Inspector appointed under the Road Traffic Act and/or Motor Vehicles Act or a Police Officer.
- 1.2 Drivers of road trains when operating under this exemption must also carry a copy of:
 - 1.2.1 The current *South Australian Government Gazette* notice titled 'Operation of Road Train Vehicles in South Australia'; and
 - 1.2.2 The information booklet titled 'Operation of Road Train Vehicles in South Australia' Edition No. 1, issued by Transport SA.
- 1.3 Drivers of B-Doubles when operating under this exemption must also carry:
 - 1.3.1 The current *South Australian Government Gazette* notice titled 'Operation of B-Doubles up to 25 m in Length'; and
 - 1.3.2 The information booklet titled 'Operation of Medium Combination Vehicles in South Australia' Edition No. 1, issued by Transport SA,.
- 1.4 Drivers of Stinger Car Carriers which are more than 20.117 m long when operating under this exemption must also carry:
 - 1.4.1 The current *South Australian Government Gazette* notice titled 'Operation of Stinger Car Carriers up to 23 m in Length'; and
 - 1.4.2 The information booklet titled 'Operation of Medium Combination Vehicles in South Australia' Edition No. 1, issued by Transport SA.
- 1.5 The axle mass limits and other conditions specified in this Notice take precedence over any mass limits and conditions specified for B-Doubles, Stinger Car Carriers and Road Trains operating under existing *South Australian Government Gazette* Notices.

2 Approved Vehicles

- 2.1 Only the axle groups specified for vehicles and/or combinations nominated in Table 1 with the corresponding registration codes and which are fitted with road friendly suspensions are approved to operate, at higher mass limits, under this Notice.

Table 1

	Vehicle Configuration	Registration Code
a	Rigid Trucks fitted with a tandem drive axle group and operated without a trailer.	2R3 2R4 SR3 SR4
b	Rigid Trucks fitted with a tandem drive axle group towing a Stinger Car Carrier trailer that is fitted with a tandem axle group.	SR3 SR4 T2
c	Articulated vehicles where the prime mover is fitted with a tandem drive axle group and the semi trailer is fitted with either a tandem or triaxle group.	SP3 T2 T3
d	Buses fitted with a single drive axle or a six tyred tandem axle group (which includes the drive axle) at the rear.	2B2 2B3
e	B-Doubles where the prime mover is fitted with a tandem drive axle group and the trailers are fitted with either tandem or triaxle groups.	MP3 T2 T3
f	Double and Triple Road Trains where the prime mover is fitted with a tandem drive axle group, the semi trailers are fitted with either tandem or triaxle group and the converter dolly is fitted with a tandem axle group.	1LP3 2LP3 T2 T3

3. Definitions

3.1 For the purpose of this Notice the following definitions shall apply:

- 3.1.1 'Road Friendly Suspensions', for vehicles manufactured prior to 1 July 2000, means a suspension system that uses air bags in combination with effective hydraulic dampers, with the air bags being the principal suspension medium.
- 3.1.2 'Mass Management Accreditation Scheme' means a scheme specified in this Notice.
- 3.1.3 A 'Stinger Car Carrier' means a rigid motor vehicle fitted with a tandem drive axle group towing a trailer which has a tandem axle group located at the rear and where the front of the trailer is connected to the rear of the motor vehicle by a coupling. The overall length of the vehicle combination, including any load shall not exceed 23 m.

- 3.1.4 A 'General Access Vehicle' means a vehicle included under vehicle configuration a or c or d, specified in Table 1 or a Rigid Truck towing a Stinger Car Carrier trailer less than 20.117 m long. For General Access Vehicles, this Notice shall stand alone.
- 3.1.5 A 'Restricted Access Vehicle' means a vehicle included under vehicle configuration e or f, specified in Table 1 or a Rigid Truck towing a Stinger Car Carrier trailer longer than 20.117 m. For these Restricted Access Vehicles, this Notice shall be read in conjunction with the relevant *South Australian Government Gazette* notice exemption.
4. *Axle Mass Limits*
- 4.1 The total mass on the axle or axle group shall not exceed the limits listed in Table 2 for the specified axle or axle group.
5. *Axle Mass Limits*
- 5.1 The total mass on the axle or axle group shall not exceed the limits listed in Table 2 for the specified axle or axle group.
- 5.2 The mass limits specified in Table 2 shall only apply to axles or axle groups fitted with a road friendly suspension (except for the steer axle on the Road Train prime mover).

Table 2

Axle or Axle Group Configuration	Mass Limit (tonnes)	Mass Limit under this Notice (tonnes)
Single drive axle on buses fitted with 4 tyres	9.0	10.0
Tandem axle groups fitted with 6 tyres	13.0	14.0
Tandem axle groups fitted with 8 tyres	16.5	17.0
Triaxle group fitted with 12 tyres	20.0	22.5
Single steer axle fitted with wide single tyres* on road train prime mover registered 1LP3 and/or 2LP3	6.0	6.7
* tyres with section width greater than 375mm		

5 *Mass Accreditation*

- 5.1 Vehicles or vehicle configurations fitted with triaxle groups where the triaxle group is loaded in accordance with Table 2 are required to be accredited under one of the following Mass Management Accreditation Schemes and display a label that identifies scheme membership.
- 5.1.1 Transport SA Heavy Vehicle Mass Management Accreditation Scheme;
- 5.1.2 Mass Management Module of the National Heavy Vehicle Accreditation Scheme (Victorian);
- 5.1.3 National Heavy Vehicle Accreditation Scheme for Mass Management, known as the Mass Management Accreditation (Pilot) Program (Victorian).
- 5.2 Vehicles accredited under the schemes specified in 5.1.2 and 5.1.3 may operate in South Australia under the terms and conditions and on the routes detailed in this Notice, provided the driver:
- 5.2.1 has determined that a higher mass limit route is available by reference to the maps contained in this Notice; and
- 5.2.2 records the route details on a Route Compliance Certificate and has signed the Certificate; and
- 5.2.3 carries the Route Compliance Certificate in the vehicle when operating at higher mass limits; and
- 5.2.4 produces the Certificate if requested by a Transport SA Inspector or Police Officer; and

- 5.2.5 retains the original copy of the Certificate for a period of not less than 12 months from the date it is signed for auditing purposes.

6 Routes

- 6.1 Vehicle configurations a, c and d, specified in Table 1 and Rigid Trucks towing Stinger Car Carrier trailers less than 20.117 m long shall operate only on the approved routes specified in the maps titled 'Route Network for General Access Vehicles fitted with Road Friendly Suspension', as amended.
- 6.2 B-Doubles operating in accordance with the *South Australian Government Gazette* notice titled 'Operation of B-Doubles up to 25 m in Length', may operate at increased mass limits only where routes specified in the *South Australian Government Gazette* notice titled 'Operation of B-Doubles up to 25 m in Length' are also routes specified in the maps 'Route Network for General Access Vehicles fitted with Road Friendly Suspensions', as amended.
- 6.3 Stinger Car Carriers operating in accordance with the *South Australian Government Gazette* notice titled 'Operation of Stinger Car Carriers up to 23 m in Length', may operate at increased mass limits only where routes specified in the *South Australian Government Gazette* notice titled 'Operation of Stinger Car Carriers up to 23 m in Length', are also routes specified in the maps 'Route Network for General Access Vehicles fitted with Road Friendly Suspensions', as amended.
- 6.4 Double and Triple Road Trains operating in accordance with the *South Australian Government Gazette* Notice titled 'Operation of Road Trains in South Australia', may operate at increased mass limits only where routes specified in the *South Australian Government Gazette* Notice titled 'Operation of Road Trains in South Australia', are also routes specified in the maps 'Route Network for General Access Vehicles fitted with Road Friendly suspensions', as amended

7 Vehicle Specifications

7.1 General requirements

- 7.1.1 The vehicle and/or combination shall not be driven or loaded in excess of the manufacturers rating for axle, suspension, tyre and coupling capacities or in excess of the manufacturers gross vehicle mass and gross combination mass ratings.
- 7.1.2 South Australian registered vehicles shall not exceed the Gross Vehicle Mass Limit and/or Gross Combination Mass Limit as shown on the certificate of registration for that vehicle
- 7.1.3 Vehicles registered in other States and Territories shall comply with the requirements of Clause 7.1.1 or the Gross Vehicle Mass and/or Gross Combination Mass as shown on the certificate of registration for that vehicle.
- 7.1.4 Vehicles manufactured prior to 1 July 2000 must be fitted with certified Road Friendly Suspensions before 1 July 2002.
- 7.1.5 Vehicles manufactured on or after 1 July 2000 must have a suspension system that is certified as complying with the performance criteria detailed in the Federal Office of Road Safety Vehicle Standards Bulletin 11 – Certification of Road – Friendly Suspension Systems, April 1999.
- 7.1.6 Any reference in this Notice to a vehicle length of 20.117 m only applies prior to 1 June 2000. On and from 1 June 2000, vehicle combinations must not exceed an overall length of 19 m and rigid buses must not exceed an overall length of 12.5 m.

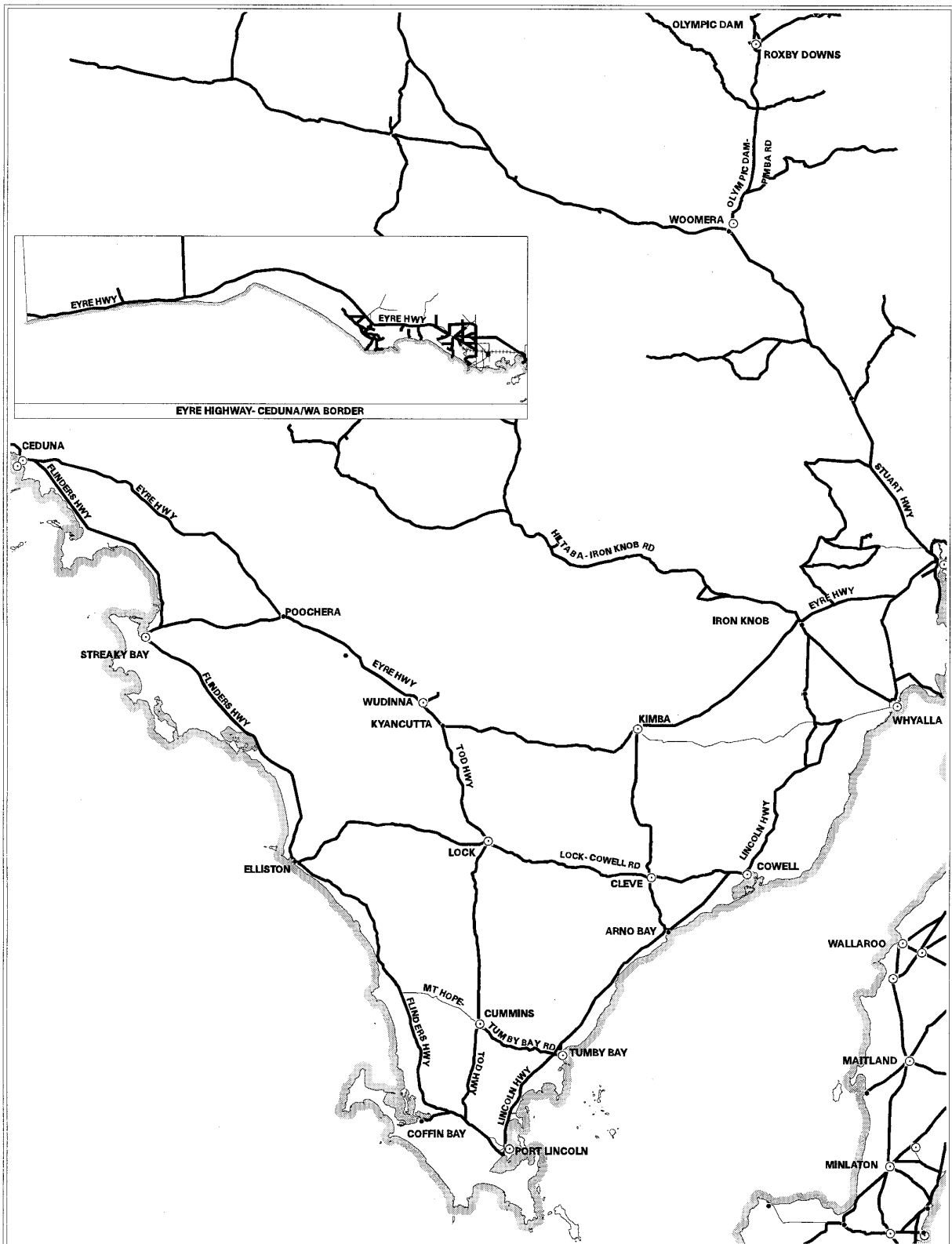
7.2 B-Double Coupling Requirements

- 7.2.1 The 'D' rating for fifth wheel couplings and king pins shall be equal to or greater than 112 kN.

7.3 Road Train Coupling Requirements

- 7.3.1 For Double Road Trains the minimum 'D' rating for the fifth wheel couplings and king pins shall be equal to or greater than 135 kN and the minimum 'D' rating for tow couplings and drawbar eyes shall be equal to or greater than 15 tonnes.
- 7.3.2 For Triple Road Trains the minimum 'D' rating for the fifth wheel couplings and king pins shall be equal to or greater than 173 kN and the minimum 'D' rating for tow couplings and drawbar eyes shall be equal to or greater than 21 tonnes.

The notice titled "Higher Mass Limits for Vehicles Fitted with Road Friendly Suspensions" that appeared in the *South Australian Government Gazette*, dated 8 July 1998, is hereby revoked.



Route Network for General Access Vehicles fitted with Road Friendly Suspension

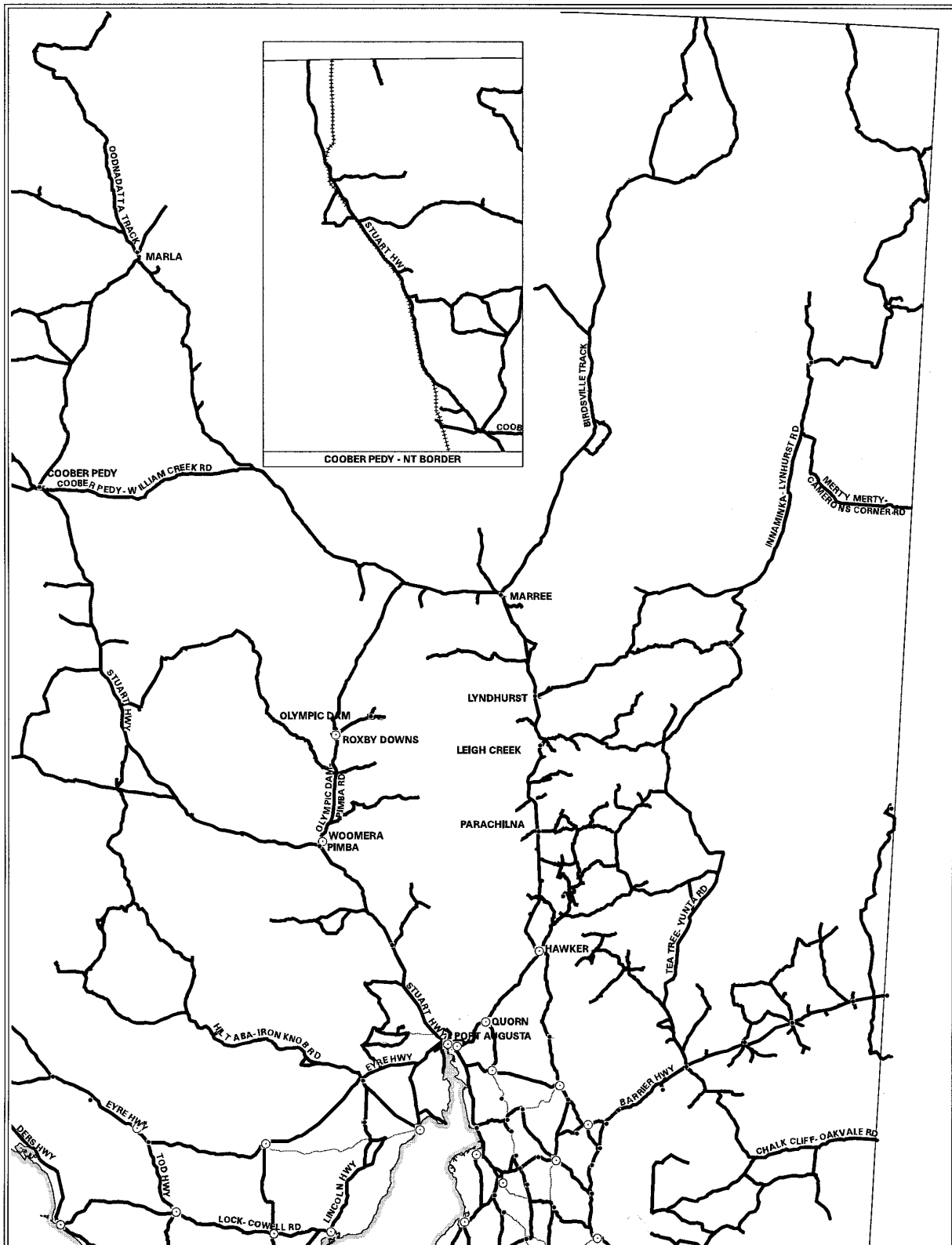
 Higher Mass Limits Approved Routes

These routes include National Highways, State Arterial Roads, roads in the Unincorporated Areas and roads under the control of Local Government.




Produced by Transport Information Management Section

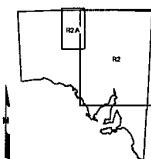
TRANSPORT SA



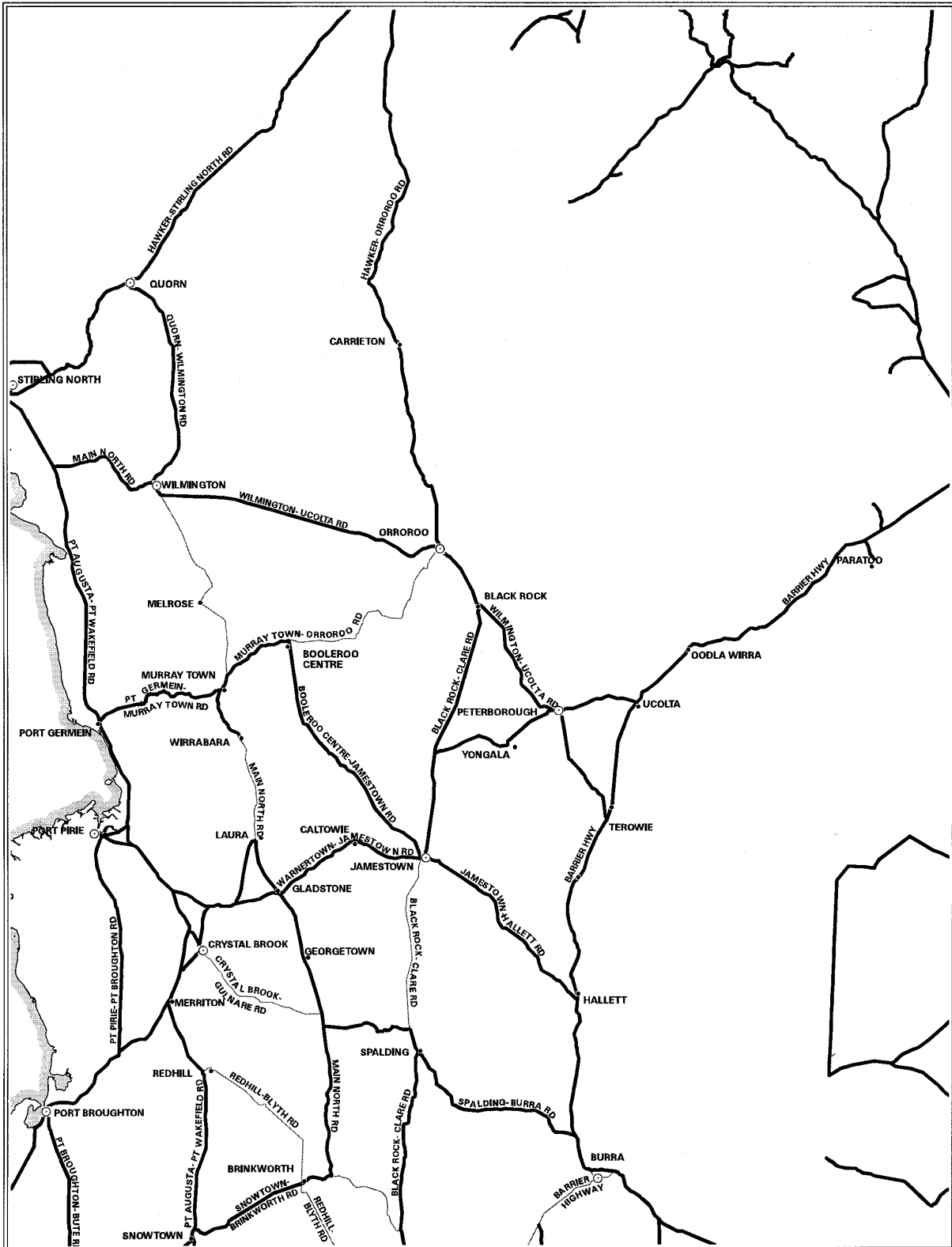
Route Network for General Access Vehicles fitted with Road Friendly Suspension

 Higher Mass Limits Approved Routes

These routes include National Highways, State Arterial Roads, roads in the Unincorporated Areas and roads under the control of Local Government.



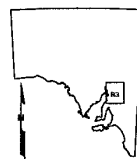
Produced by Transport Information Management Section



Route Network for General Access Vehicles fitted with Road Friendly Suspension

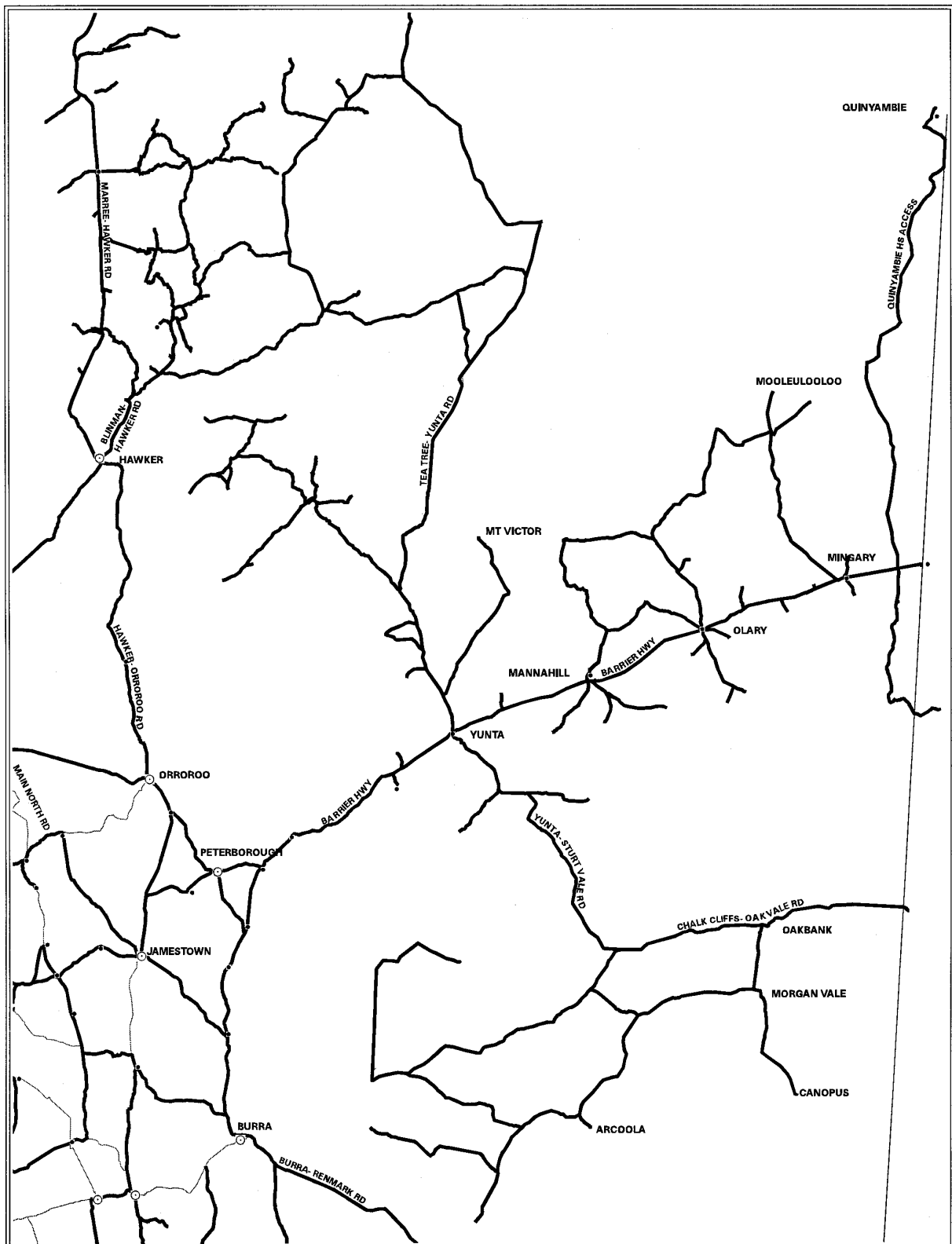
 Higher Mass Limits Approved Routes

These routes include National Highways, State Arterial Roads, roads in the Unincorporated Areas and roads under the control of Local Government.



TRANSPORT SA

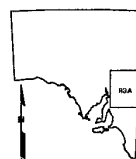
Produced by Transport Information Management Section



Route Network for General Access Vehicles fitted with Road Friendly Suspension

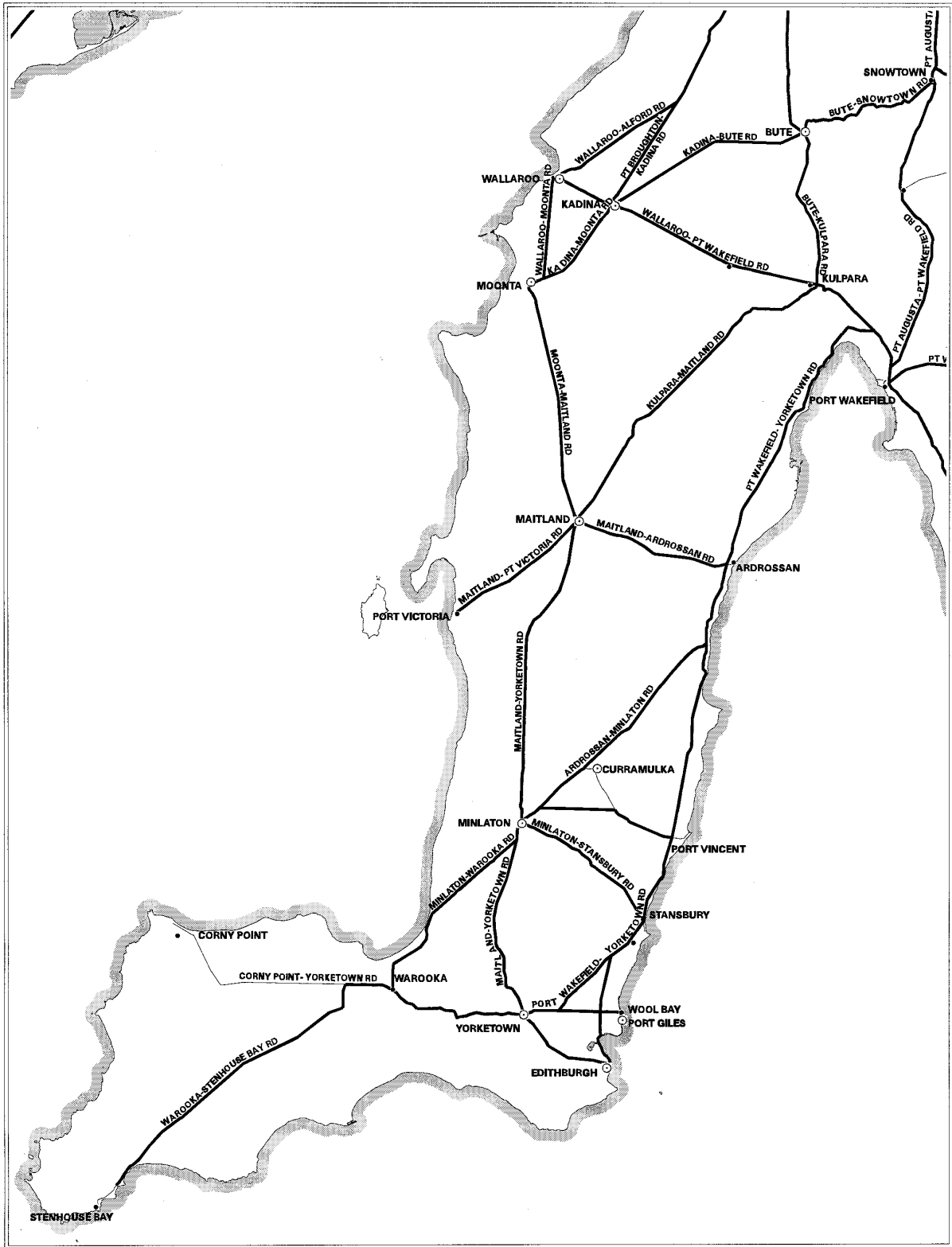
 Higher Mass Limits Approved Routes

These routes include National Highways, State Arterial Roads, roads in the Unincorporated Areas and roads under the control of Local Government.



TRANSPORT SA

Produced by Transport Information Management Section



Route Network for General Access Vehicles fitted with Road Friendly Suspension

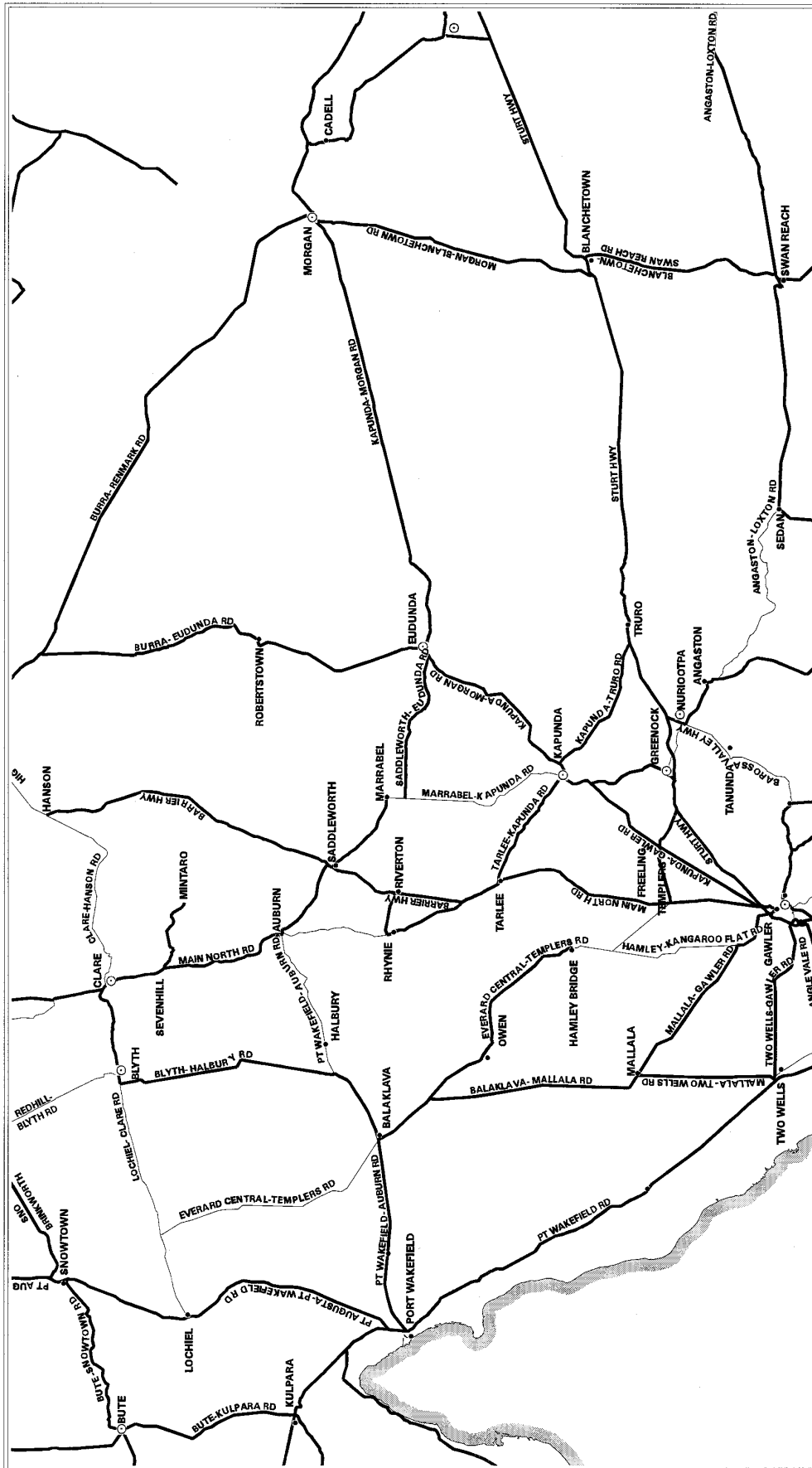
 Higher Mass Limits Approved Routes

These routes include National Highways, State Arterial Roads, roads in the Unincorporated Areas and roads under the control of Local Government.

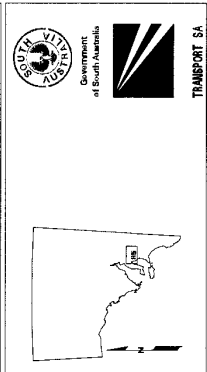


TRANSPORT SA

Produced by Transport Information Management Section



Route Network for General Access Vehicles fitted with Road Friendly Suspension

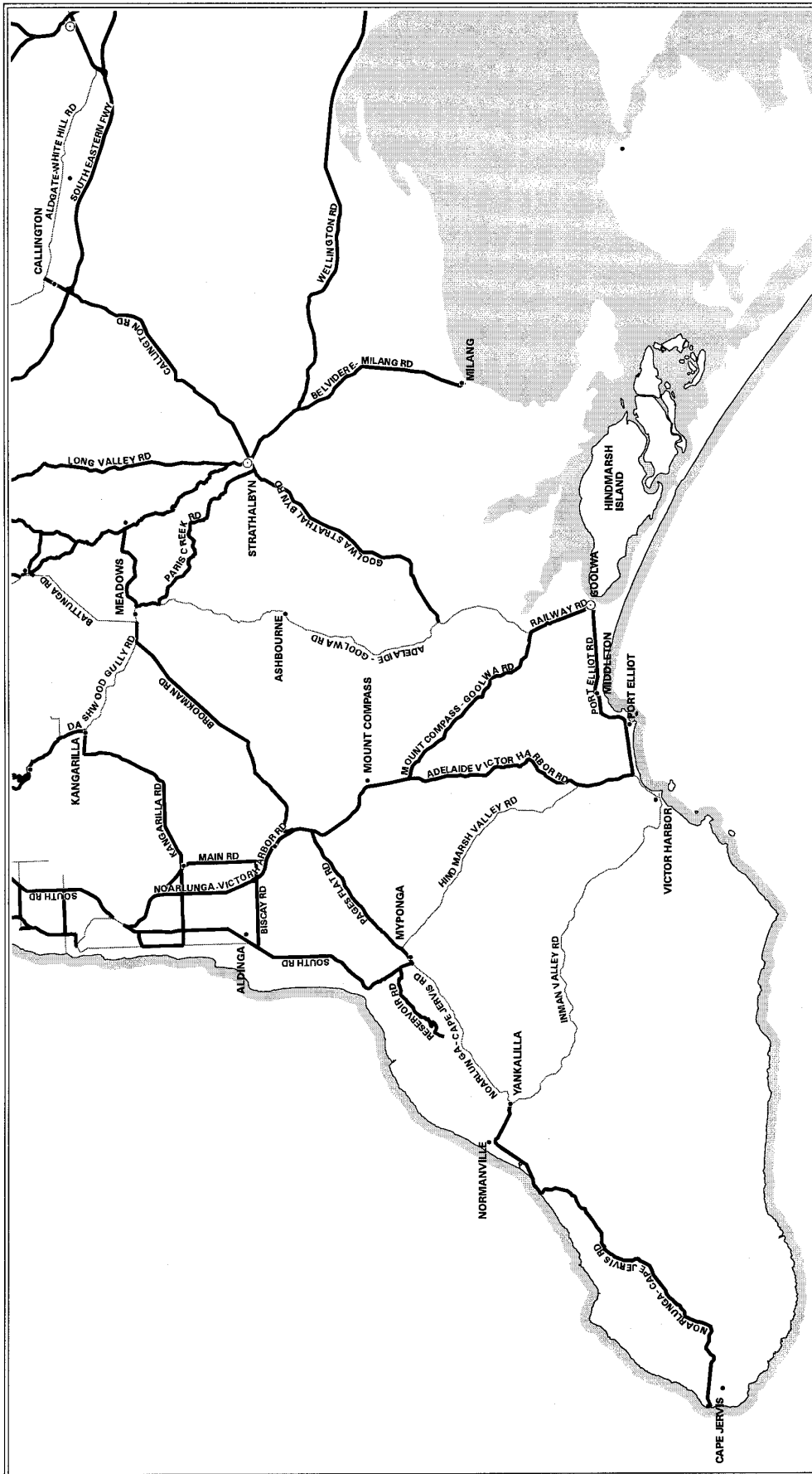



These routes include National Highways, State Arterial Roads, roads in the Unincorporated Areas and roads under the control of Local Government.

 Higher Mass Limits Approved Routes


Produced by Transport Information Management Section

Map: PB-14 December 1999

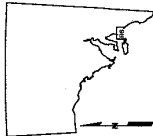




Government
of South Australia




TRANSPORT SA



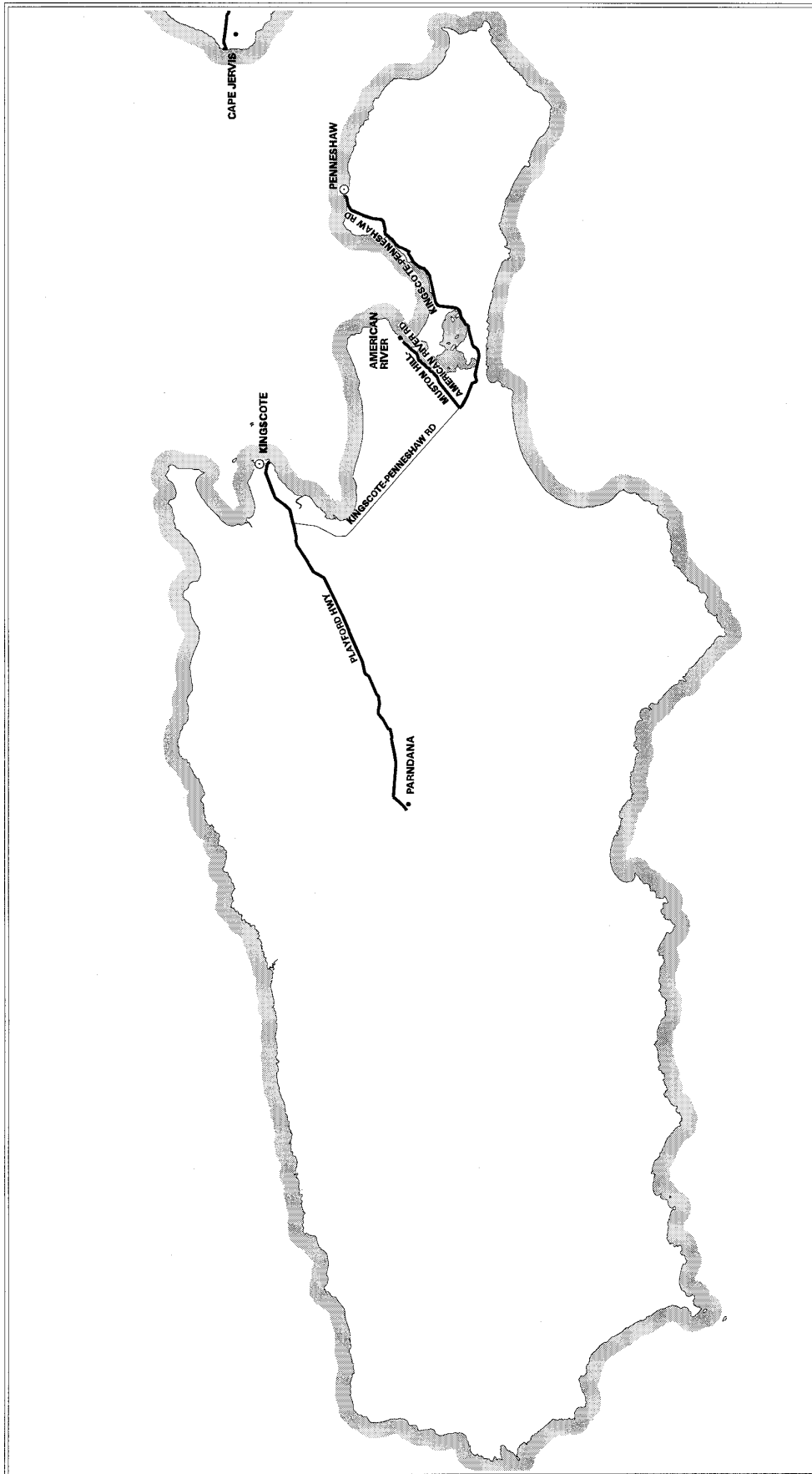
These routes include National Highways,
State Arterial Roads, roads in the
Unincorporated Areas and roads under
the control of Local Government.

Route Network for General Access Vehicles fitted with Road Friendly Suspension


 Higher Mass Limits Approved Routes

Produced by Transport Information Management Section



Map: R6 - 14 December 1999



Route Network for General Access Vehicles fitted with Road Friendly Suspension

 Higher Mass Limits Approved Routes

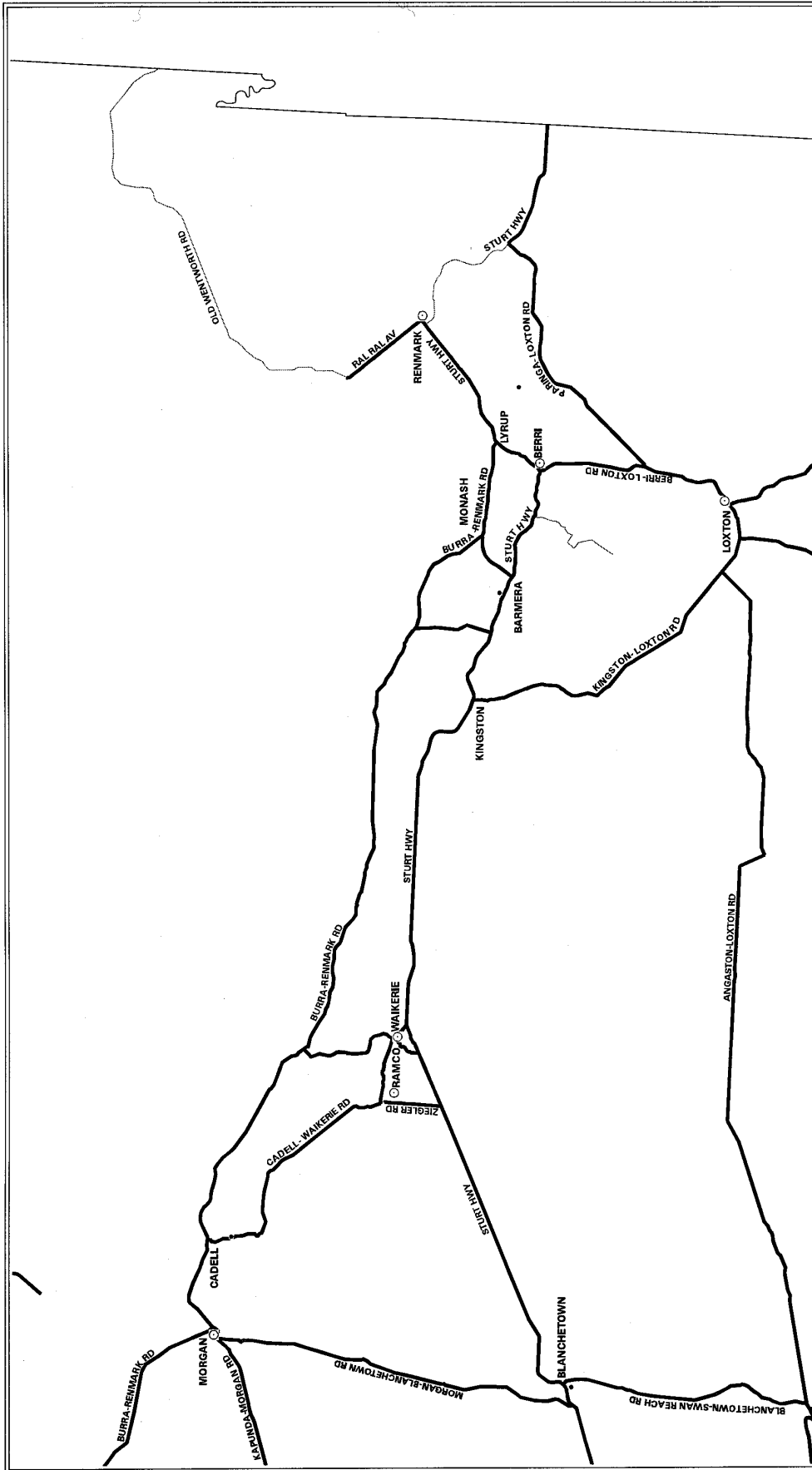
These routes include National Highways, State Arterial Roads, roads in the Unincorporated Areas and roads under the control of Local Government.





 Department of Transport SA


Produced by Transport Information Management Section

Map: R6A - 14 December 1999

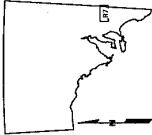




Government of South Australia




TRANSPORT SA



Route Network for General Access Vehicles fitted with Road Friendly Suspension

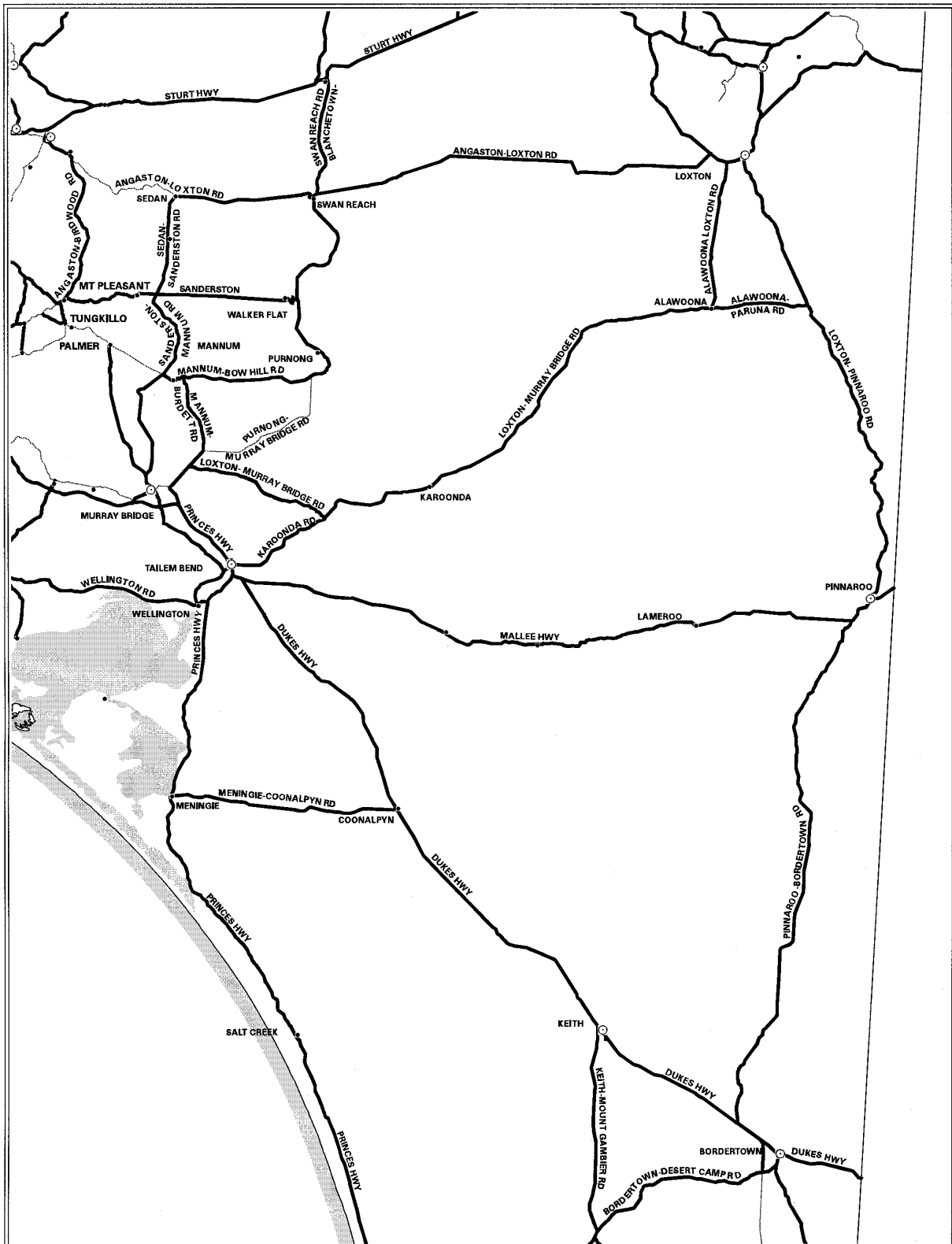
These routes include National Highways, State Arterial Roads, roads in the Unincorporated Areas and roads under the control of Local Government.

Produced by Transport Information Management Section



Higher Mass Limits Approved Routes

Map: RT-14 December 1999

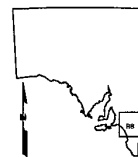


Route Network for General Access Vehicles fitted with Road Friendly Suspension

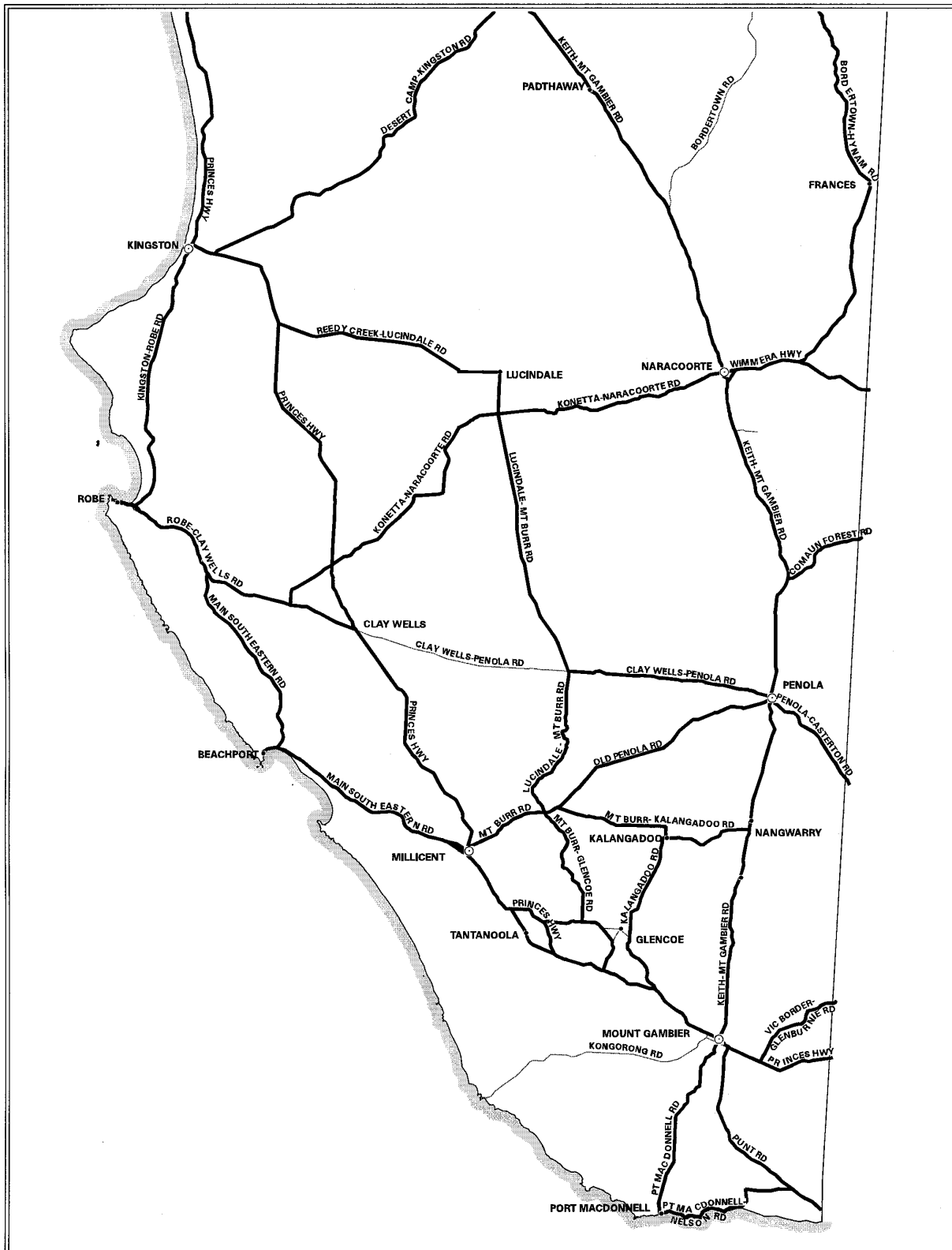
 Higher Mass Limits Approved Routes

These routes include National Highways, State Arterial Roads, roads in the Unincorporated Areas and roads under the control of Local Government.

Produced by Transport Information Management Section



TRANSPORT SA



Route Network for General Access Vehicles fitted with Road Friendly Suspension

 Higher Mass Limits Approved Routes

These routes include National Highways, State Arterial Roads, roads in the Unincorporated Areas and roads under the control of Local Government.

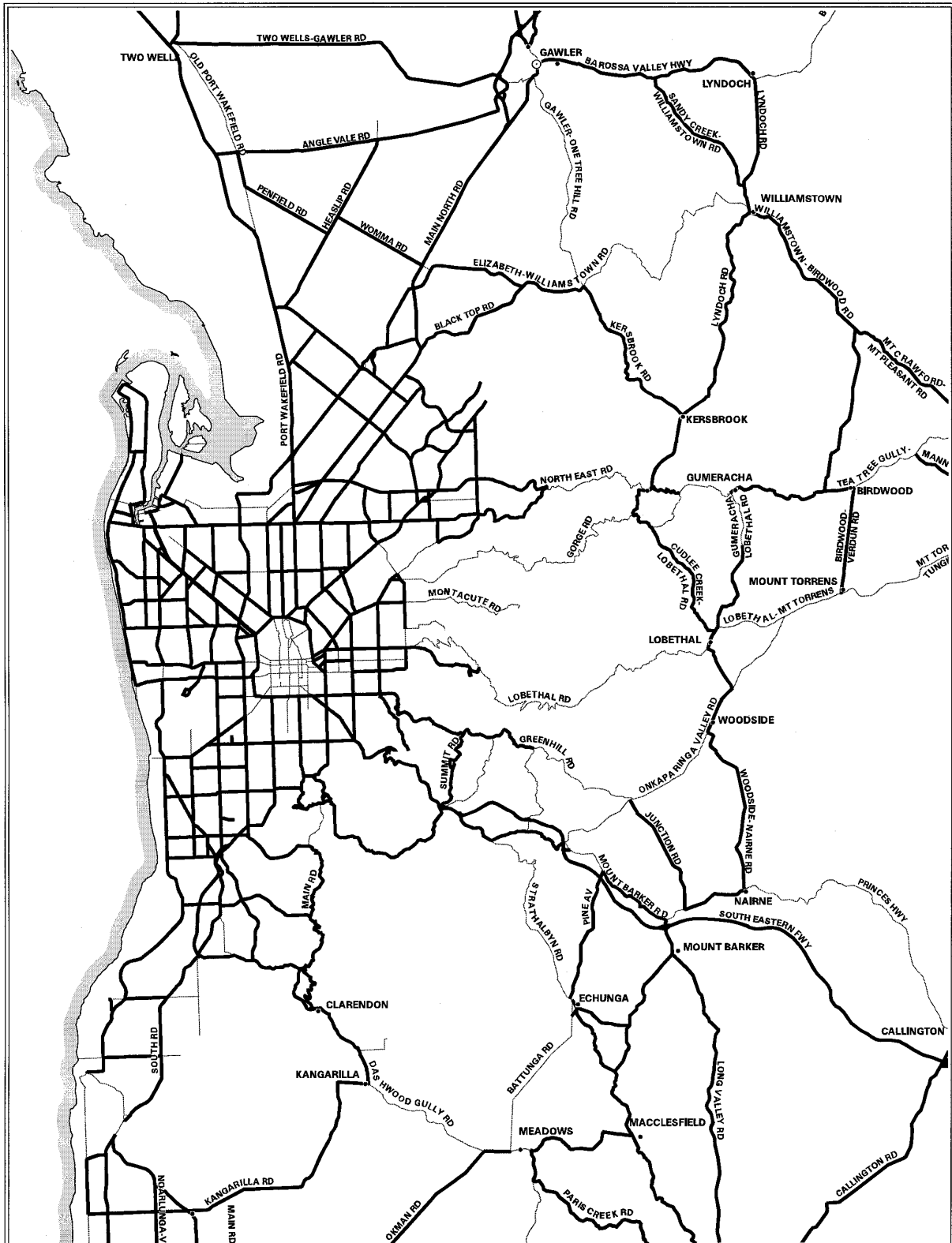


Government of South Australia



TRANSPORT SA

Produced by Transport Information Management Section



Route Network for General Access Vehicles fitted with Road Friendly Suspension

 Higher Mass Limits Approved Routes

These routes include National Highways, State Arterial Roads, roads in the Unincorporated Areas and roads under the control of Local Government.



Produced by Transport Information Management Section

TRANSPORT SA



Route Network for General Access Vehicles fitted with Road Friendly Suspension

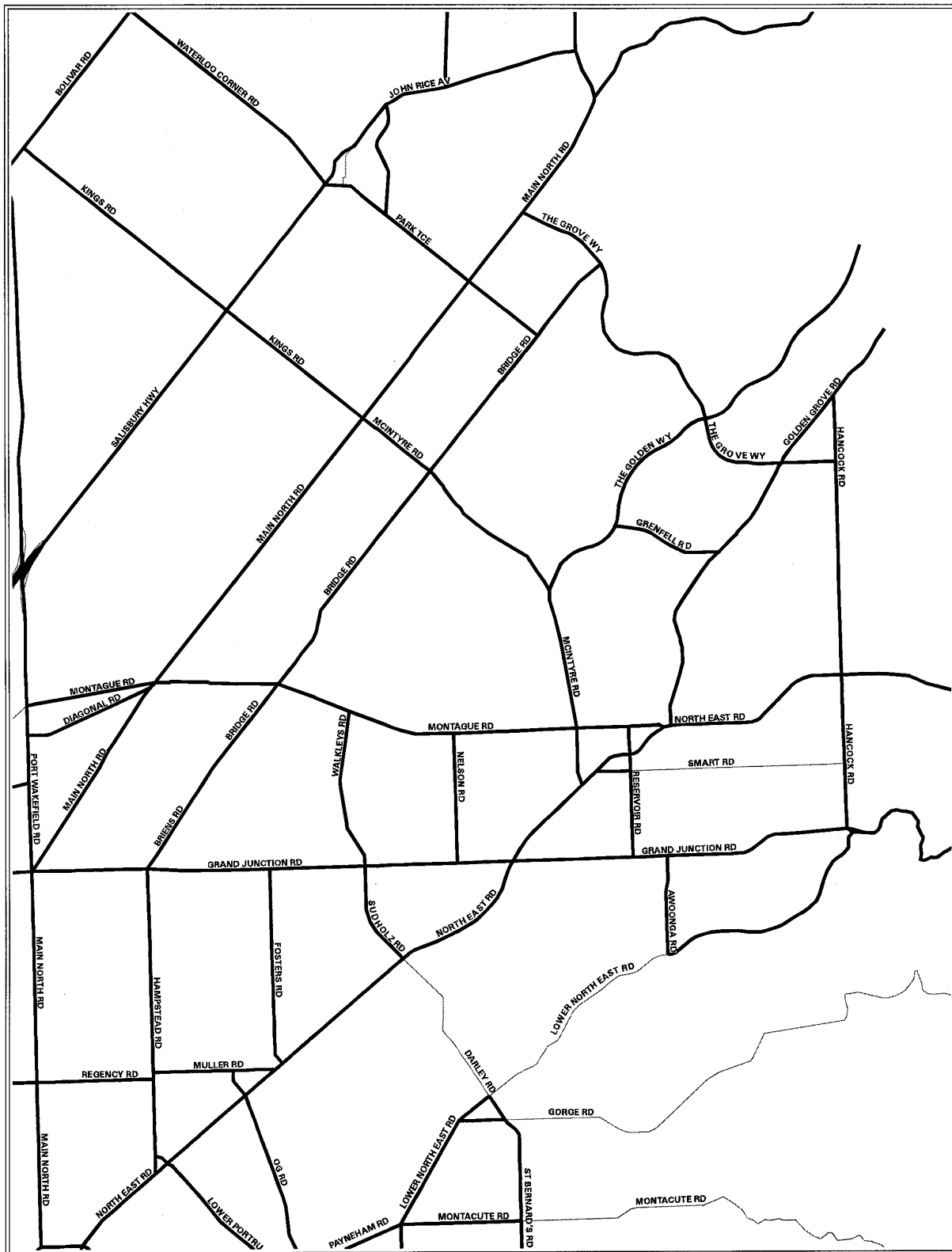
 Higher Mass Limits Approved Routes

These routes include National Highways, State Arterial Roads, roads in the Unincorporated Areas and roads under the control of Local Government.



TRANSPORT SA

Produced by Transport Information Management Section



Route Network for General Access Vehicles fitted with Road Friendly Suspension

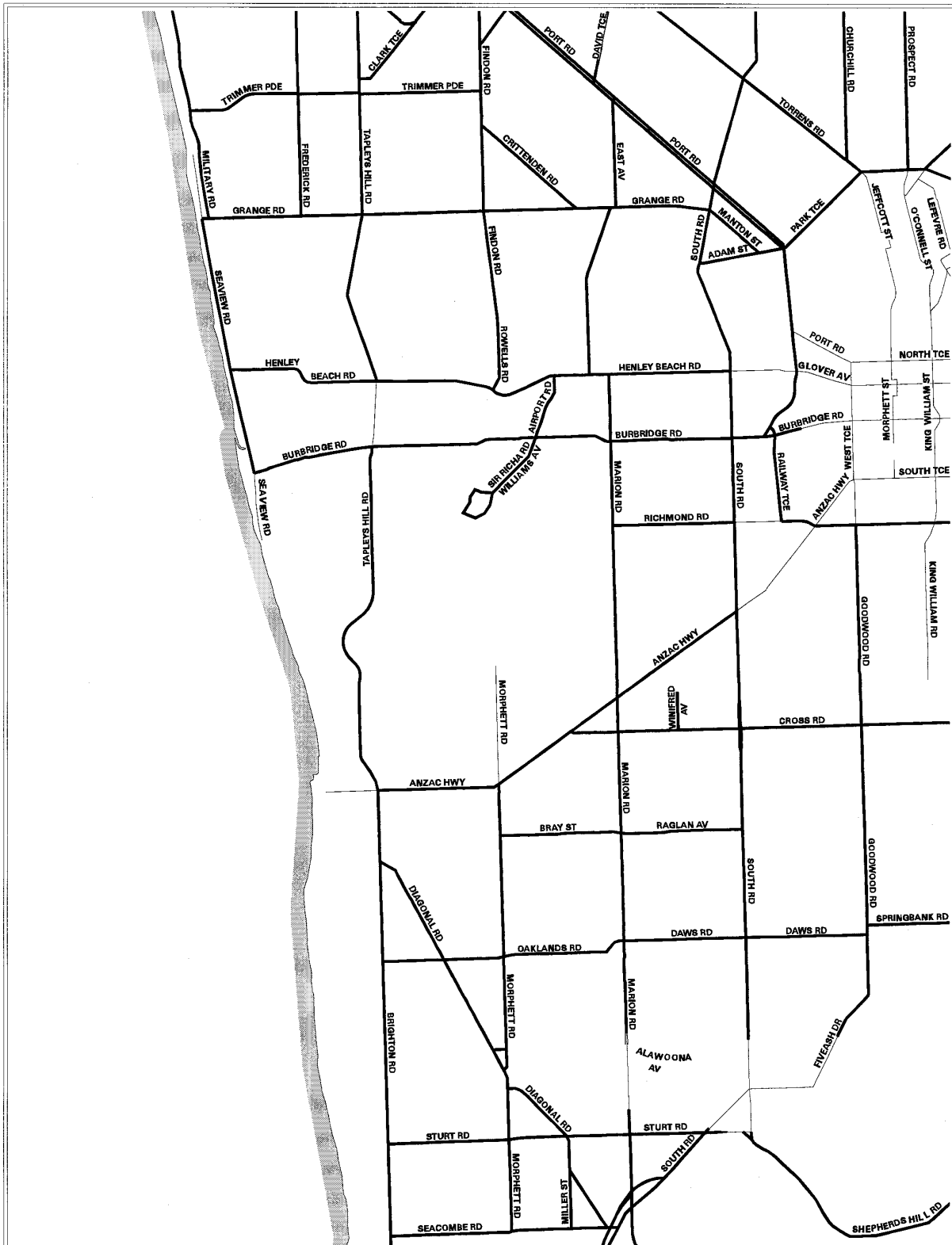
 Higher Mass Limits Approved Routes

These routes include National Highways, State Arterial Roads, roads in the Unincorporated Areas and roads under the control of Local Government.

Produced by Transport Information Management Section



TRANSPORT SA



Route Network for General Access Vehicles fitted with Road Friendly Suspension

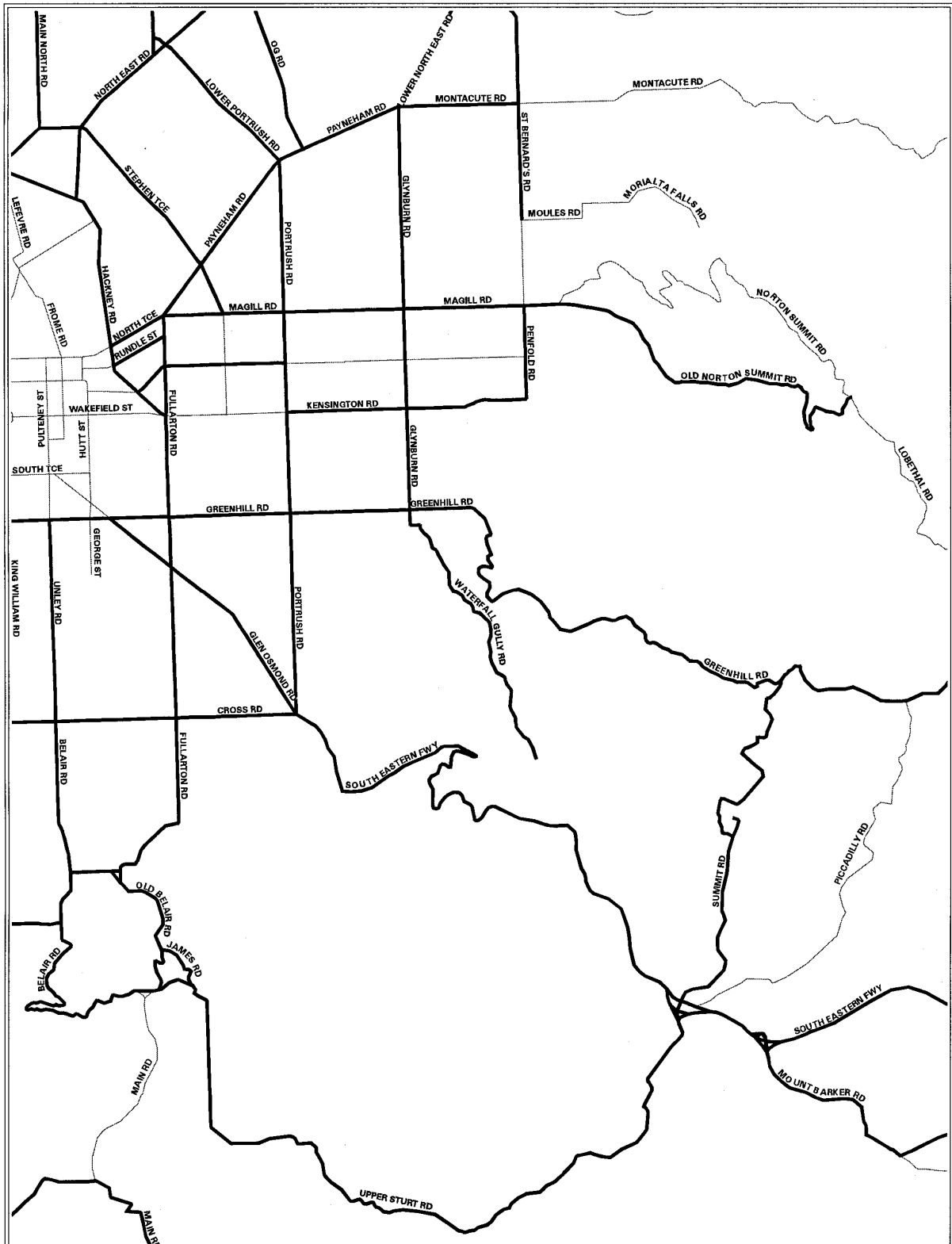
 Higher Mass Limits Approved Routes

These routes include National Highways, State Arterial Roads, roads in the Unincorporated Areas and roads under the control of Local Government.




TRANSPORT SA

Produced by Transport Information Management Section



Route Network for General Access Vehicles fitted with Road Friendly Suspension

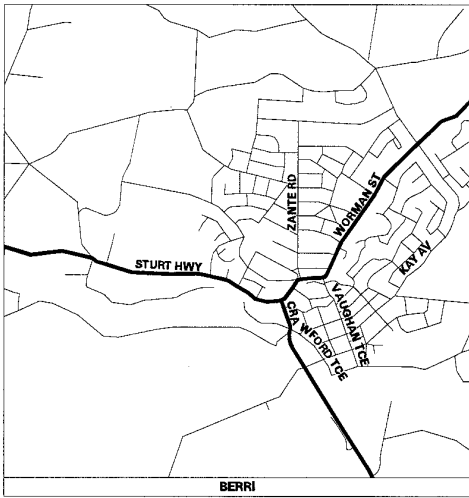
 Higher Mass Limits Approved Routes

These routes include National Highways, State Arterial Roads, roads in the Unincorporated Areas and roads under the control of Local Government.

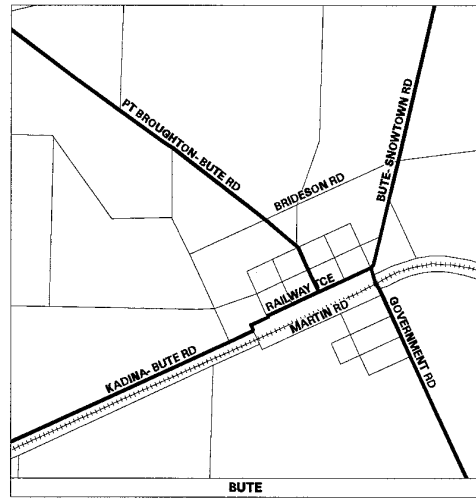


TRANSPORT SA

Produced by Transport Information Management Section



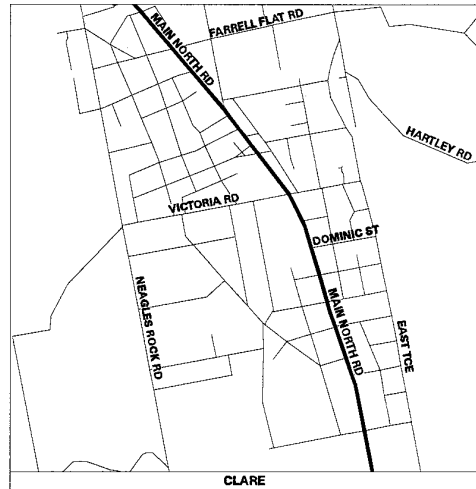
BERRI



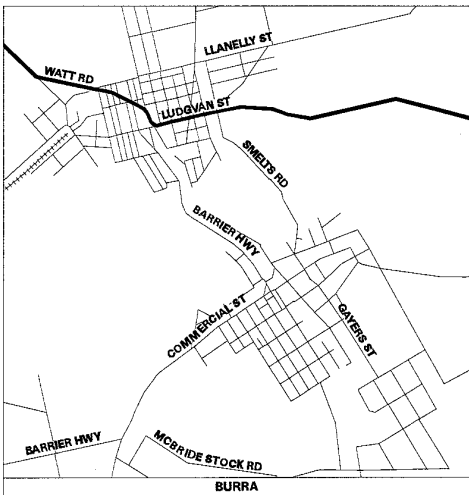
BUTE



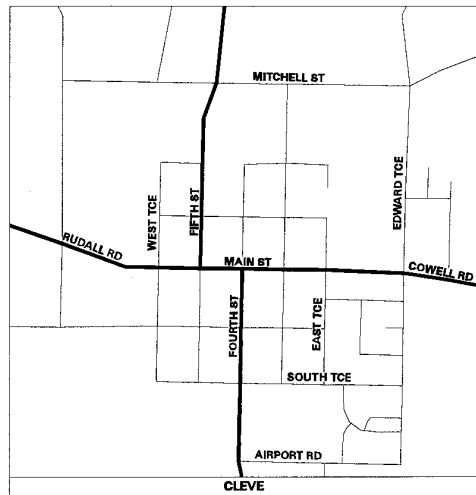
BLYTH



CLARE



BURRA



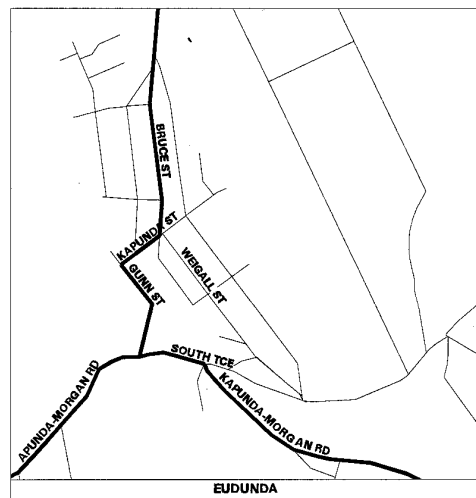
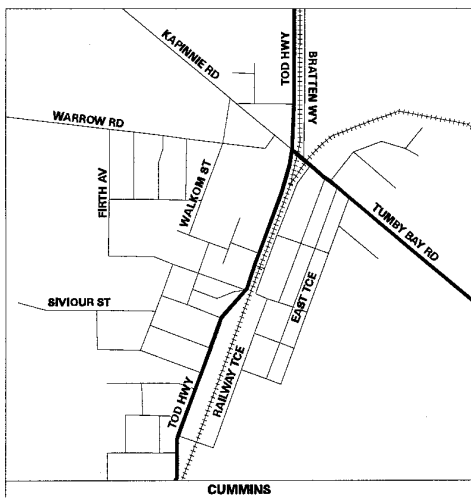
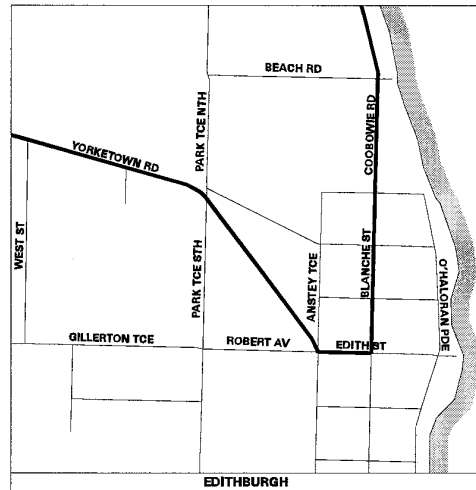
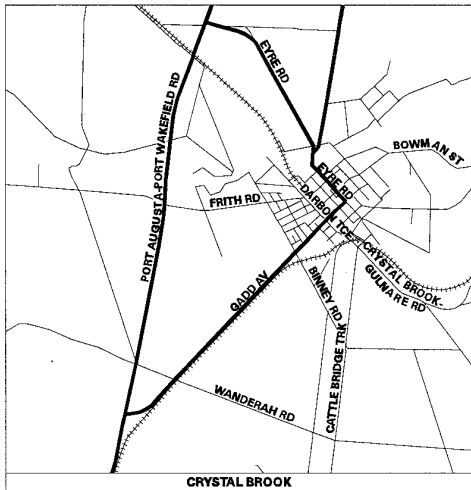
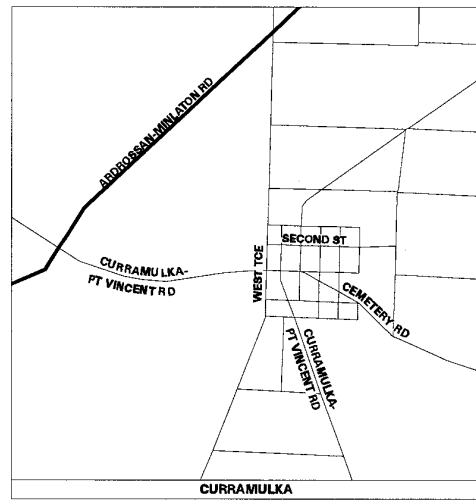
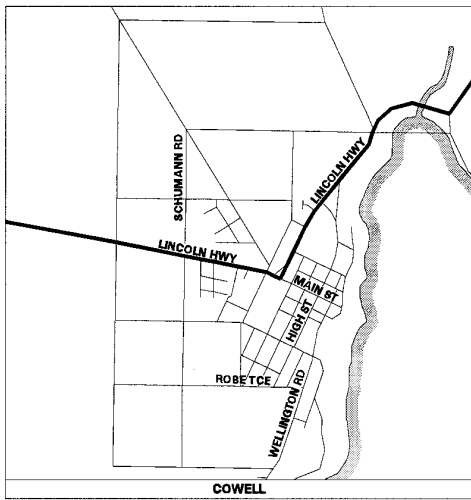
CLEVE

Township Maps
Route Network for General Access Vehicles
fitted with Road Friendly Suspension

 Higher Mass Limits Approved Routes

These routes include National Highways, State Arterial Roads, roads in the Unincorporated Areas and roads under the control of Local Government.



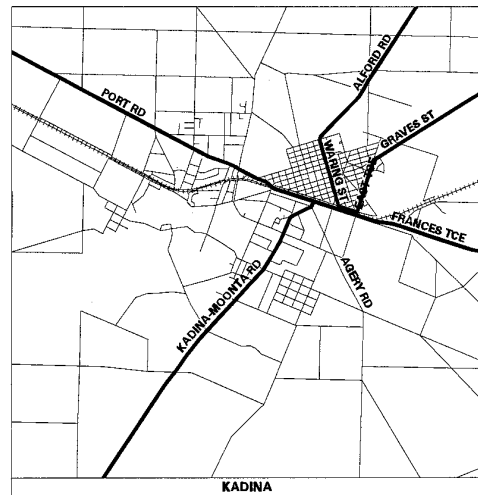
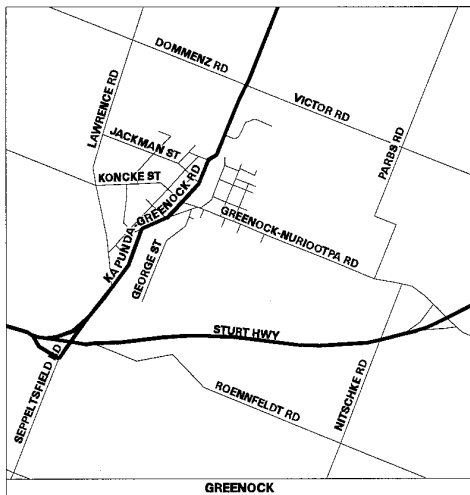
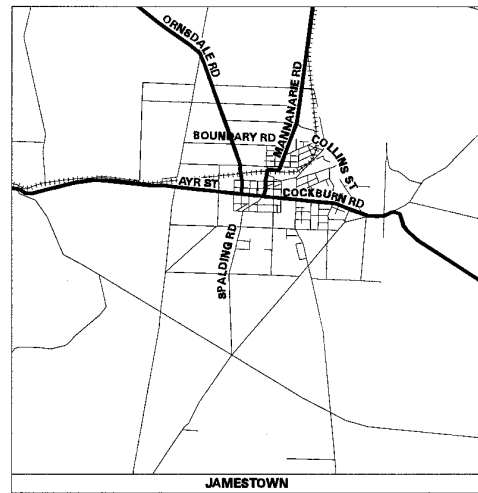
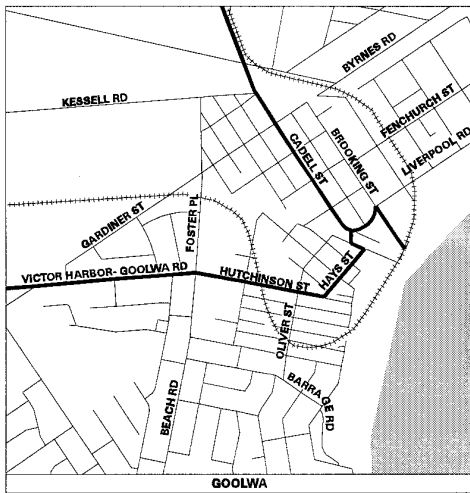
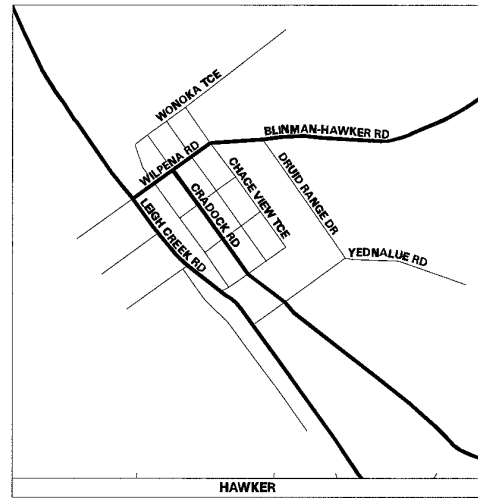
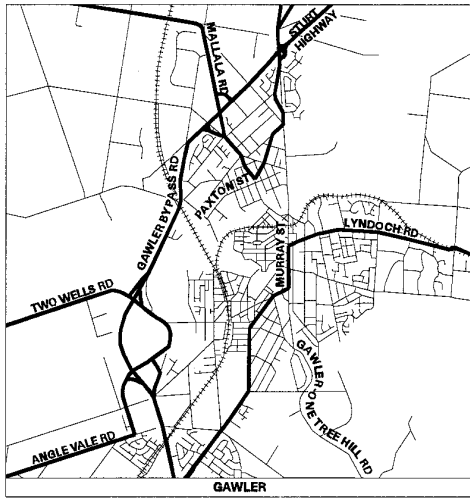


Township Maps
Route Network for General Access Vehicles
fitted with Road Friendly Suspension

 Higher Mass Limits Approved Routes

These routes include National Highways, State Arterial Roads, roads in the Unincorporated Areas and roads under the control of Local Government.





**Township Maps
Route Network for General Access Vehicles
fitted with Road Friendly Suspension**

Higher Mass Limits Approved Routes

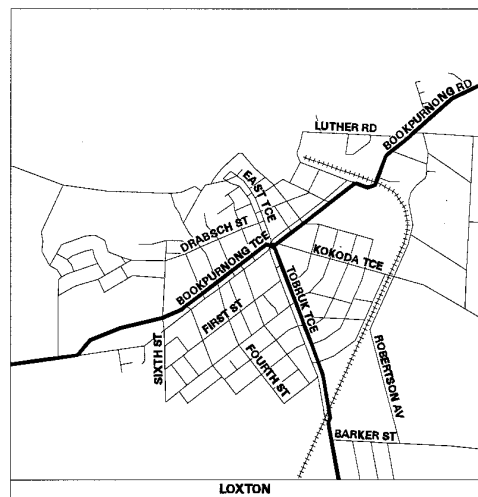
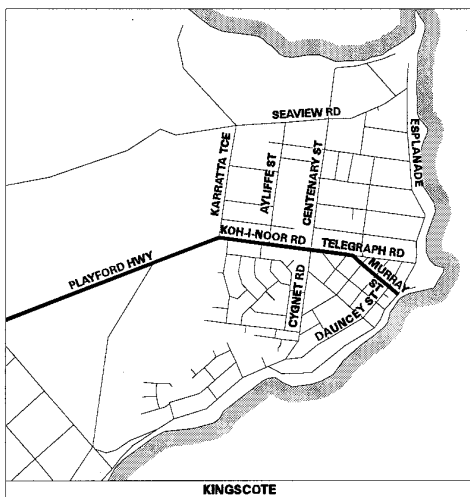
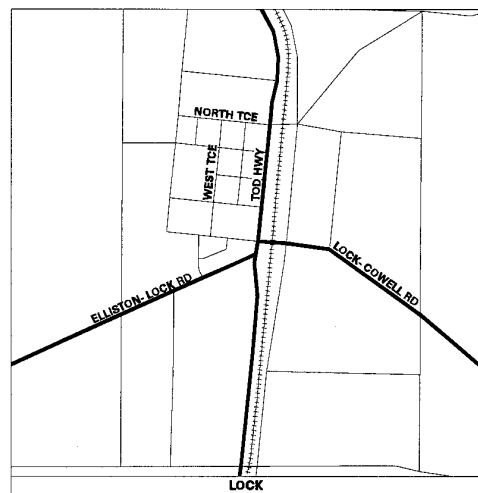
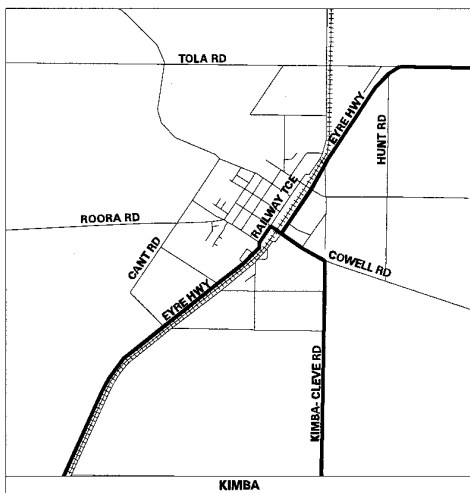
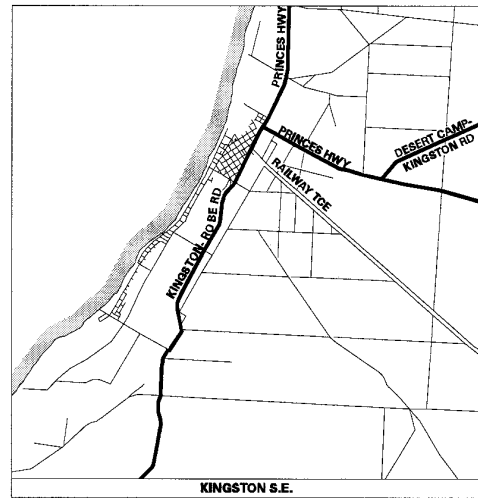
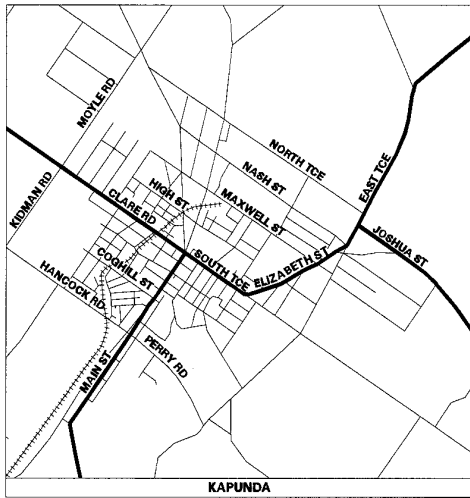
These routes include National Highways, State Arterial Roads, roads in the Unincorporated Areas and roads under the control of Local Government.



Produced by Transport Information Management Section - 14 December 1999



TRANSPORT SA



**Township Maps
Route Network for General Access Vehicles
fitted with Road Friendly Suspension**

 Higher Mass Limits Approved Routes

These routes include National Highways, State Arterial Roads, roads in the Unincorporated Areas and roads under the control of Local Government.

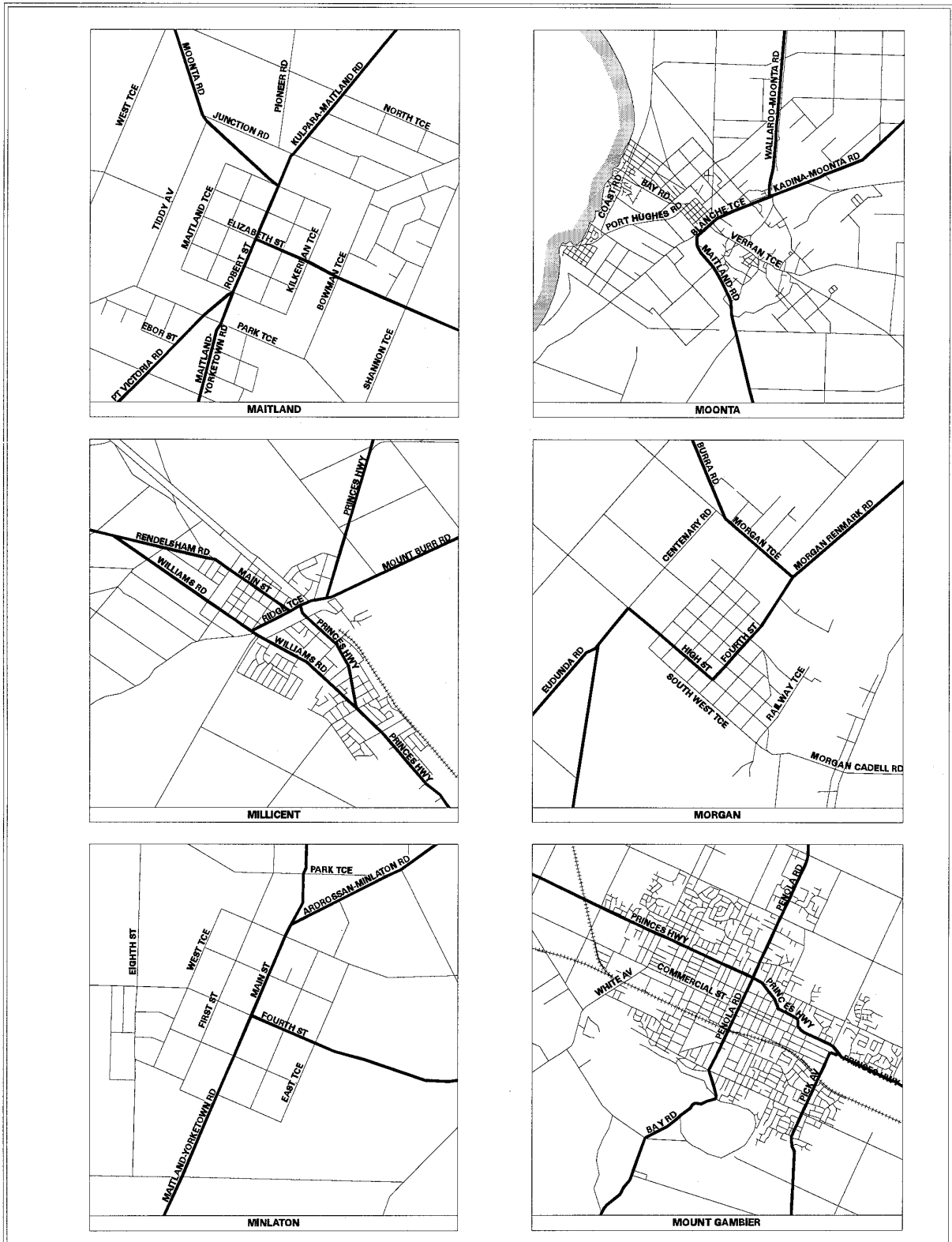
Produced by Transport Information Management Section - 14 December 1999



Government of South Australia



TRANSPORT SA

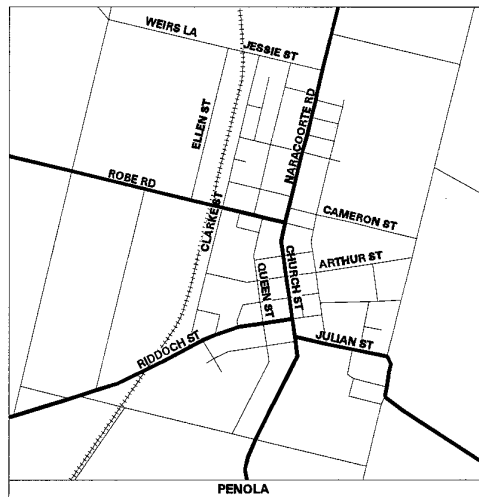
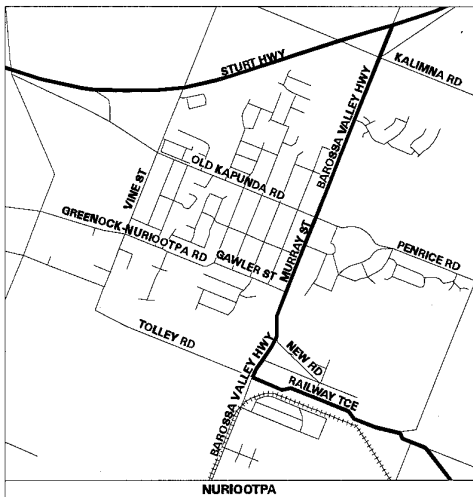
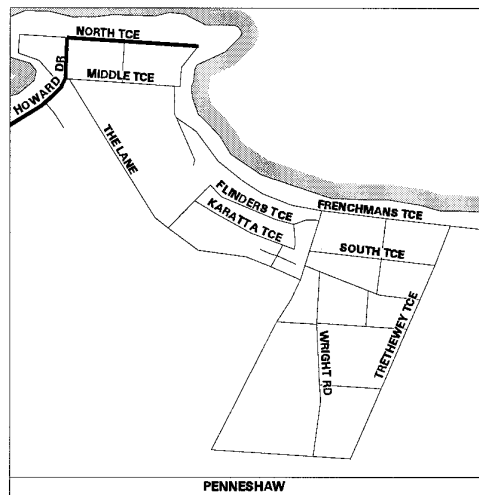
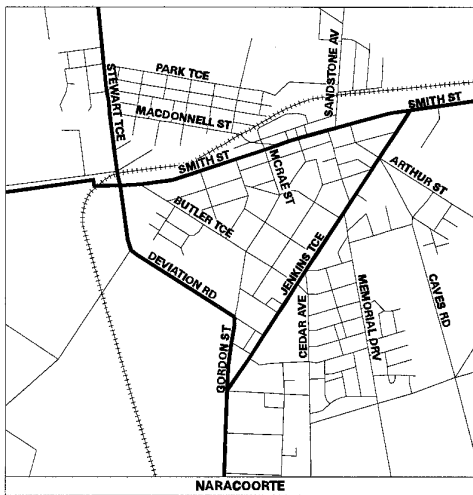
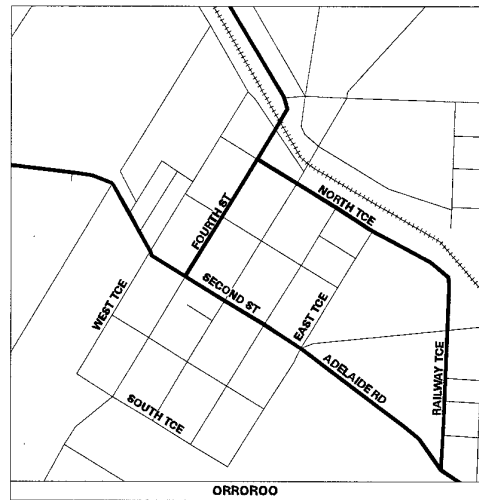
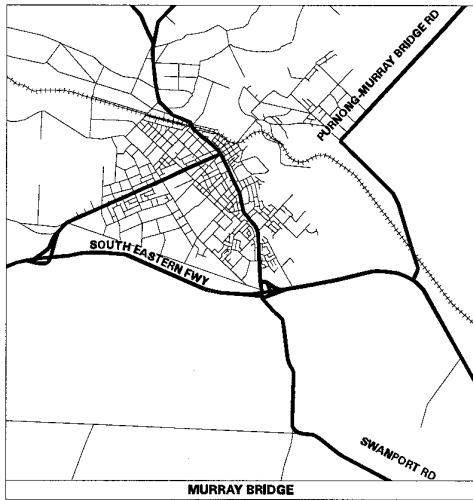


Township Maps
Route Network for General Access Vehicles
fitted with Road Friendly Suspension

Higher Mass Limits Approved Routes

These routes include National Highways, State Arterial Roads, roads in the Unincorporated Areas and roads under the control of Local Government.





Township Maps
Route Network for General Access Vehicles
fitted with Road Friendly Suspension

 Higher Mass Limits Approved Routes

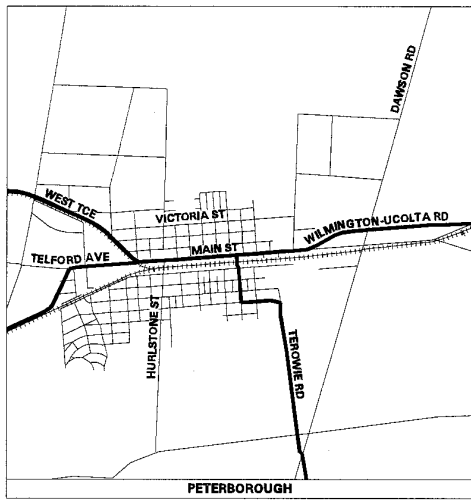
These routes include National Highways, State Arterial Roads, roads in the Unincorporated Areas and roads under the control of Local Government.



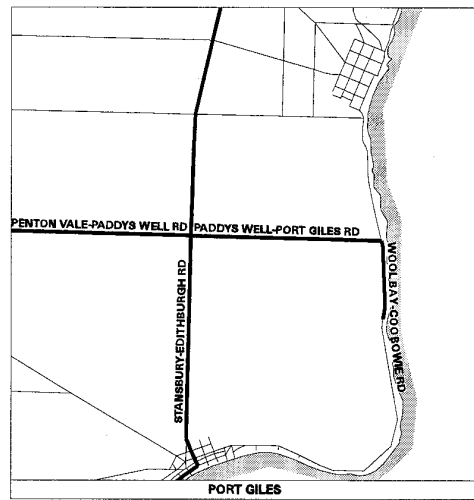
Government of South Australia



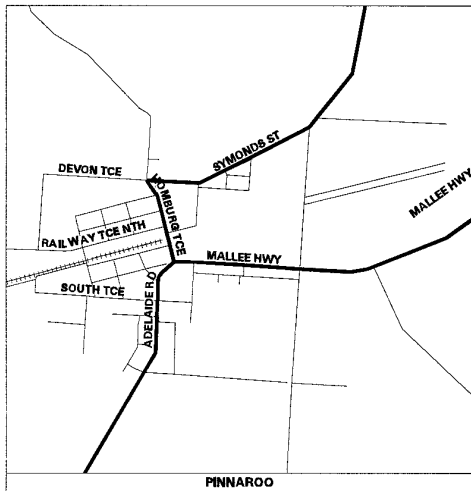
TRANSPORT SA



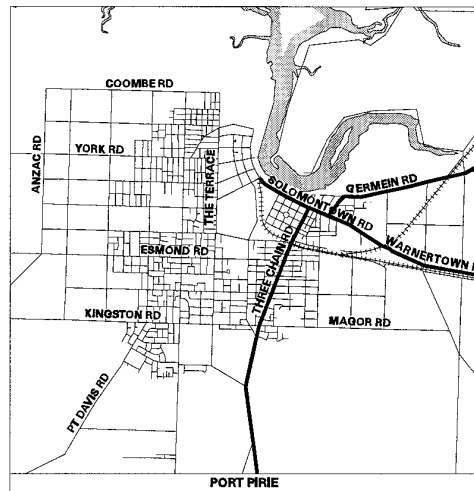
PETERBOROUGH



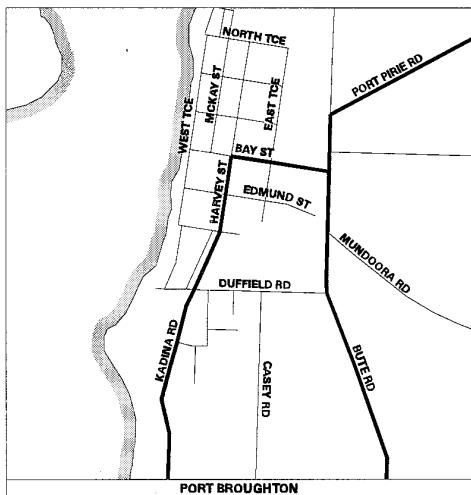
PORT GILES



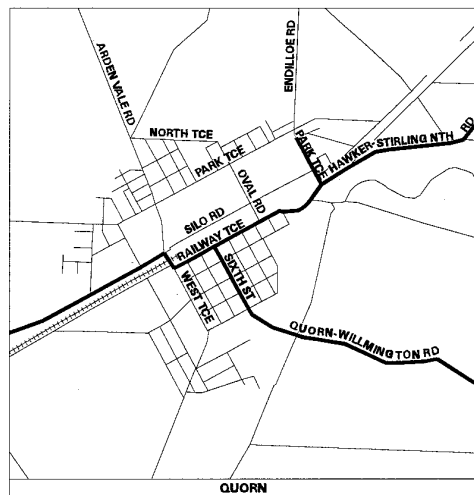
PINNAROO



PORT PIRIE




PORT BROUGHTON



QUORN

Township Maps
Route Network for General Access Vehicles
fitted with Road Friendly Suspension

 Higher Mass Limits Approved Routes

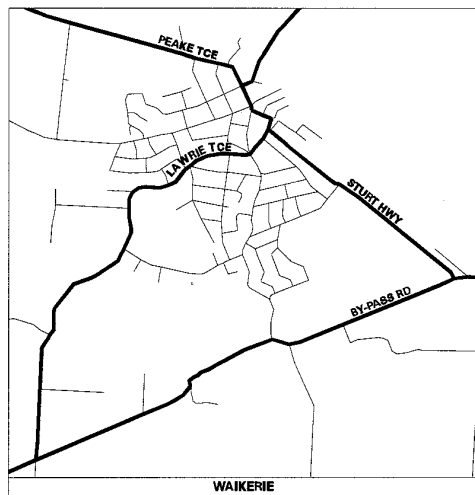
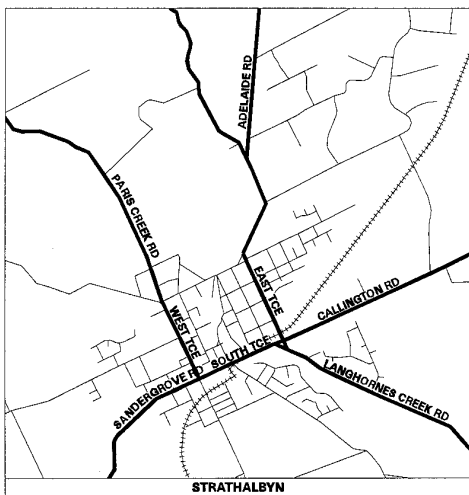
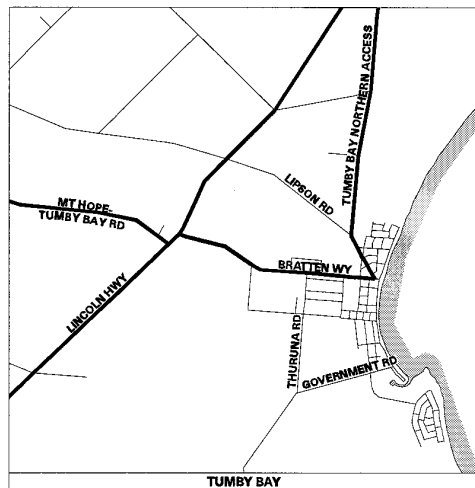
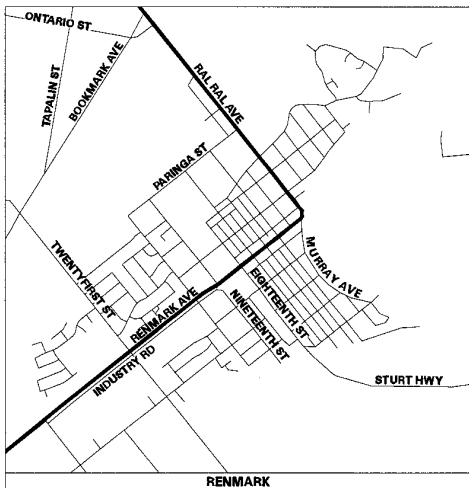
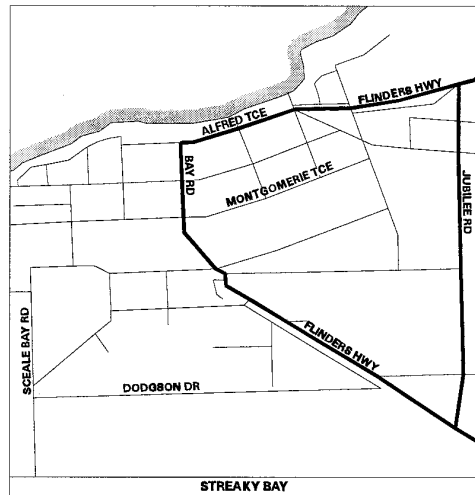
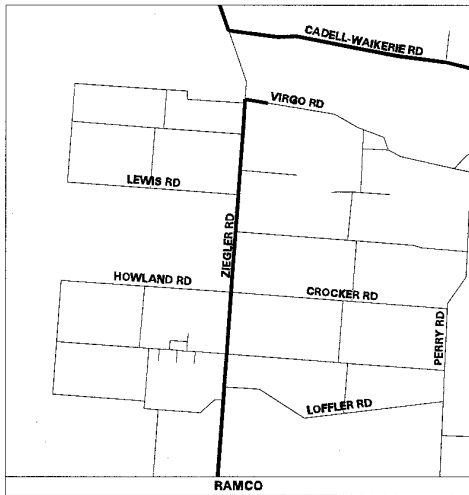
These routes include National Highways, State Arterial Roads, roads in the Unincorporated Areas and roads under the control of Local Government.



Government of South Australia



TRANSPORT SA

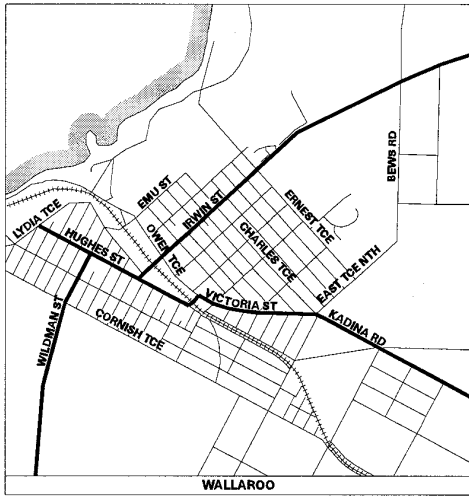


Township Maps
Route Network for General Access Vehicles
fitted with Road Friendly Suspension

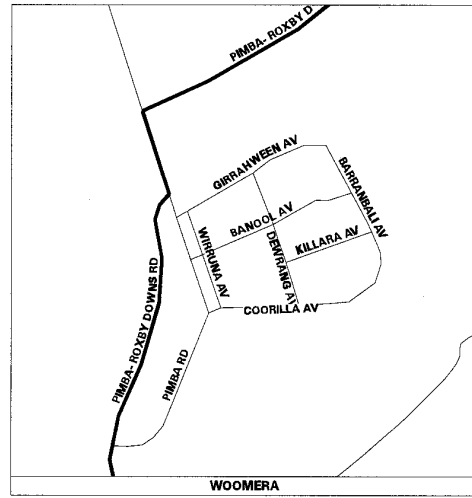
Higher Mass Limits Approved Routes

These routes include National Highways, State Arterial Roads, roads in the Unincorporated Areas and roads under the control of Local Government.

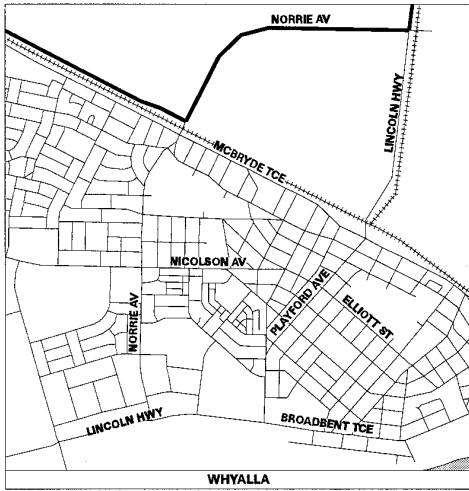




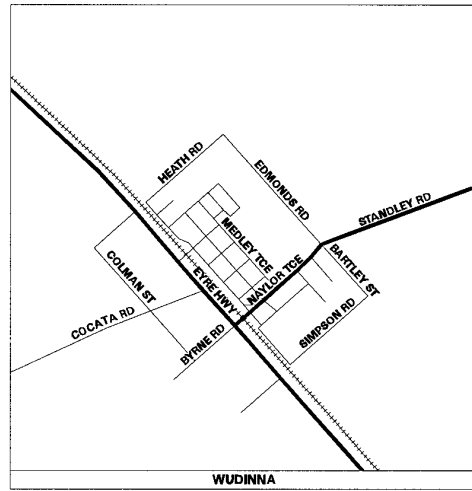
WALLAROO



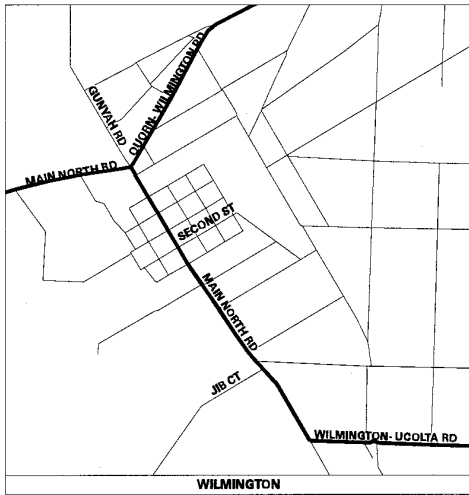
WOOMERA



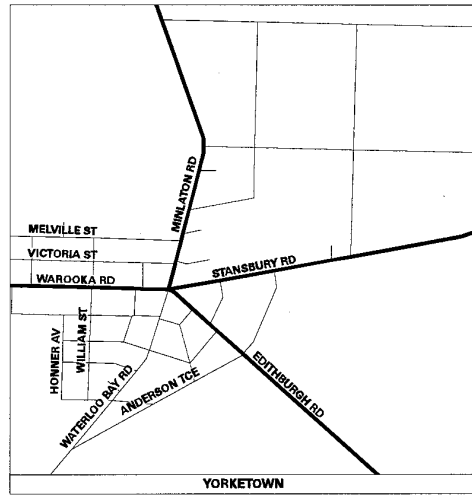
WHYALLA



WUDINNA



WILMINGTON



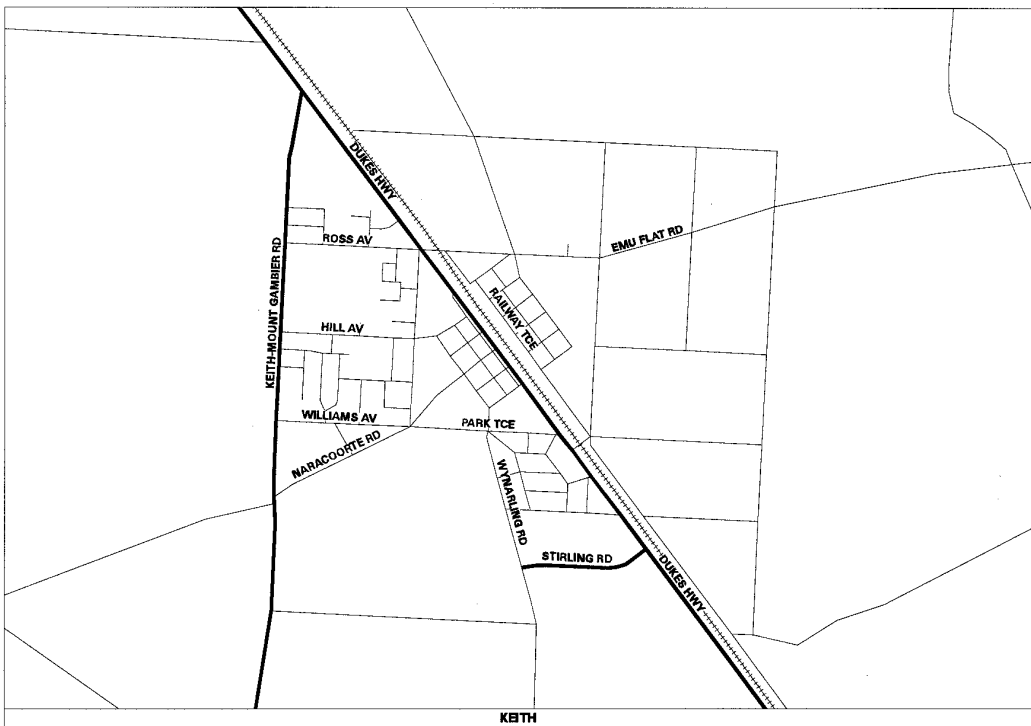
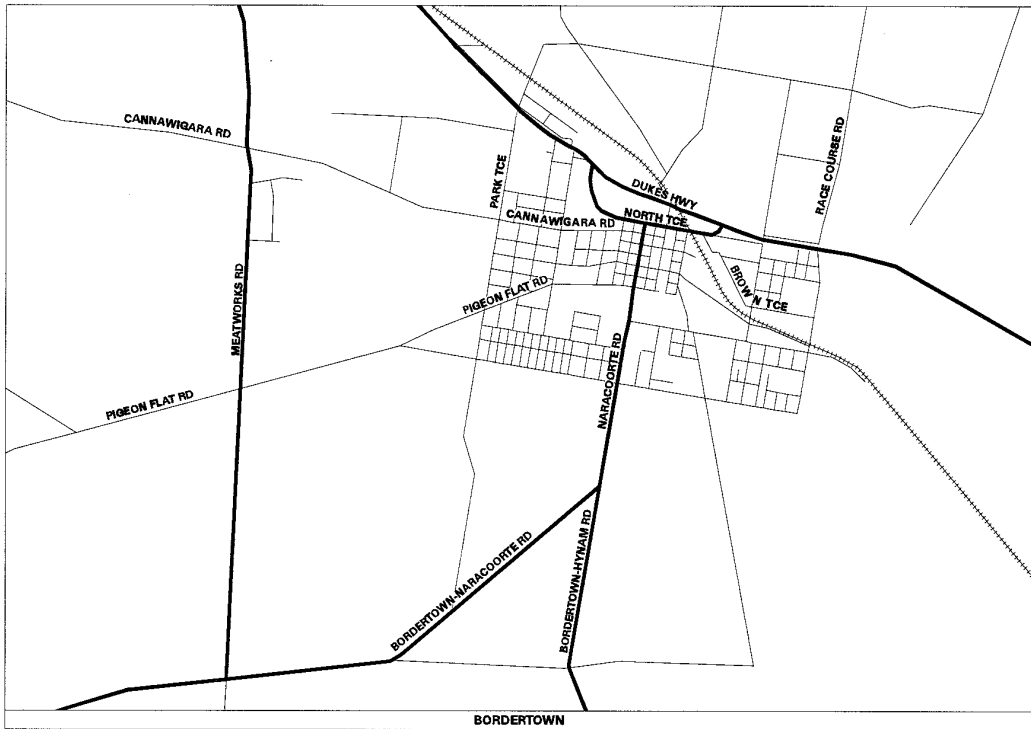
YORKETOWN

Township Maps
Route Network for General Access Vehicles
fitted with Road Friendly Suspension

 Higher Mass Limits Approved Routes

These routes include National Highways, State Arterial Roads, roads in the Unincorporated Areas and roads under the control of Local Government.



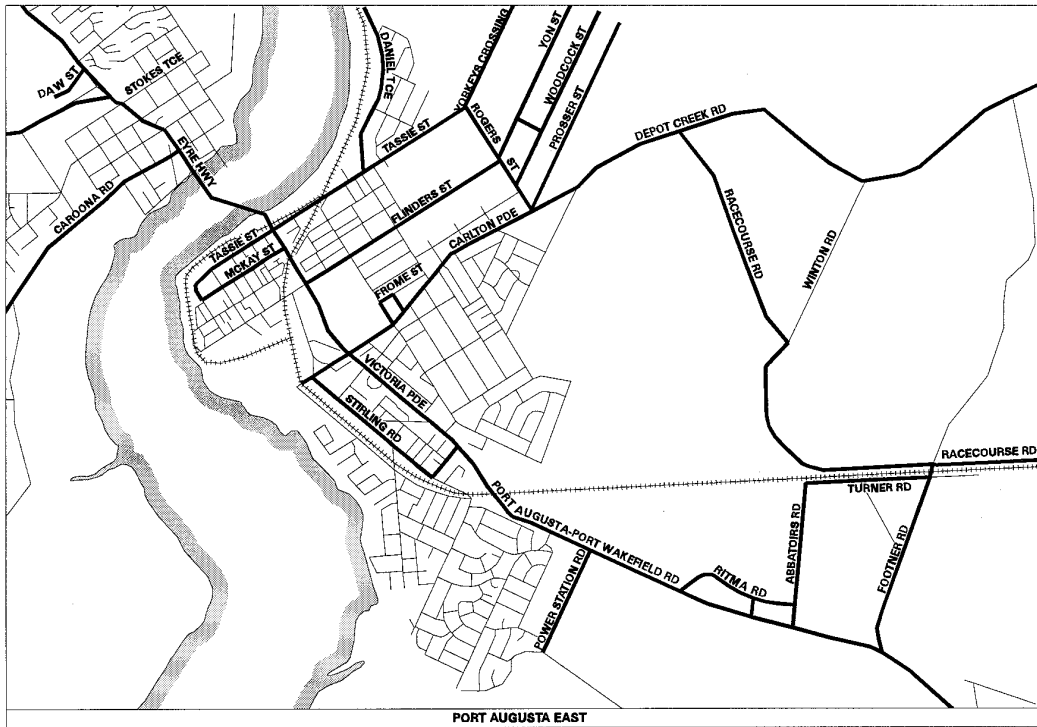
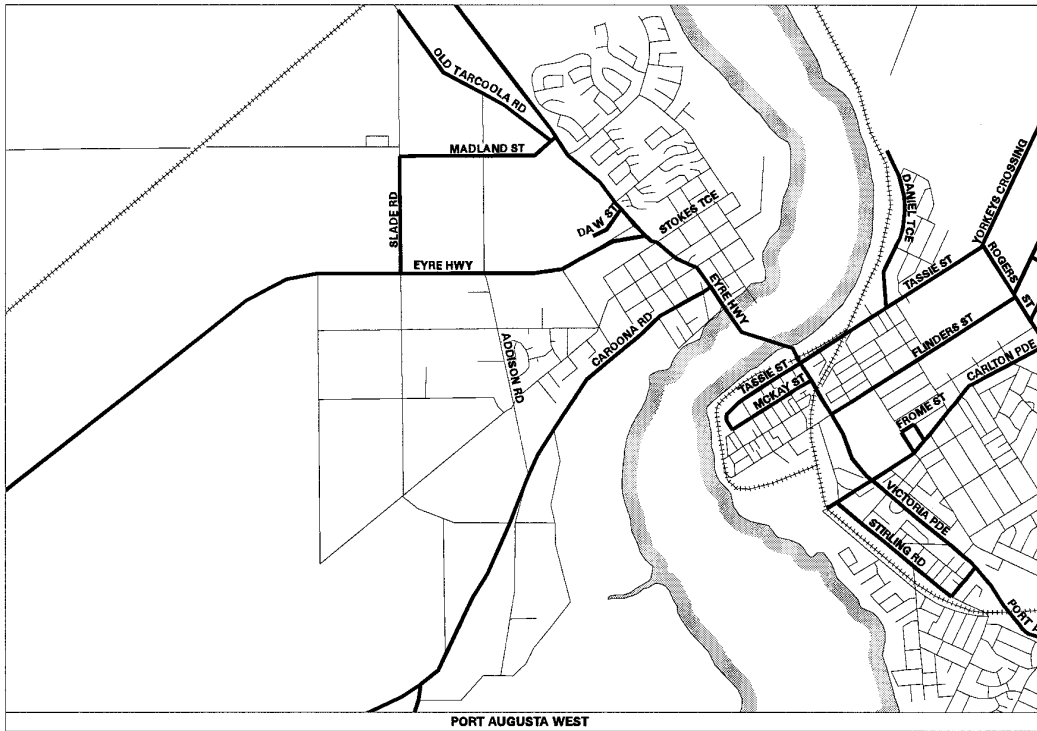


Township Maps
Route Network for General Access Vehicles
fitted with Road Friendly Suspension

 Higher Mass Limits Approved Routes

These routes include National Highways, State Arterial Roads, roads in the Unincorporated Areas and roads under the control of Local Government.





Township Maps
Route Network for General Access Vehicles
fitted with Road Friendly Suspension

 Higher Mass Limits Approved Routes

These routes include National Highways,
 State Arterial Roads, roads in the
 Unincorporated Areas and roads under
 the control of Local Government.



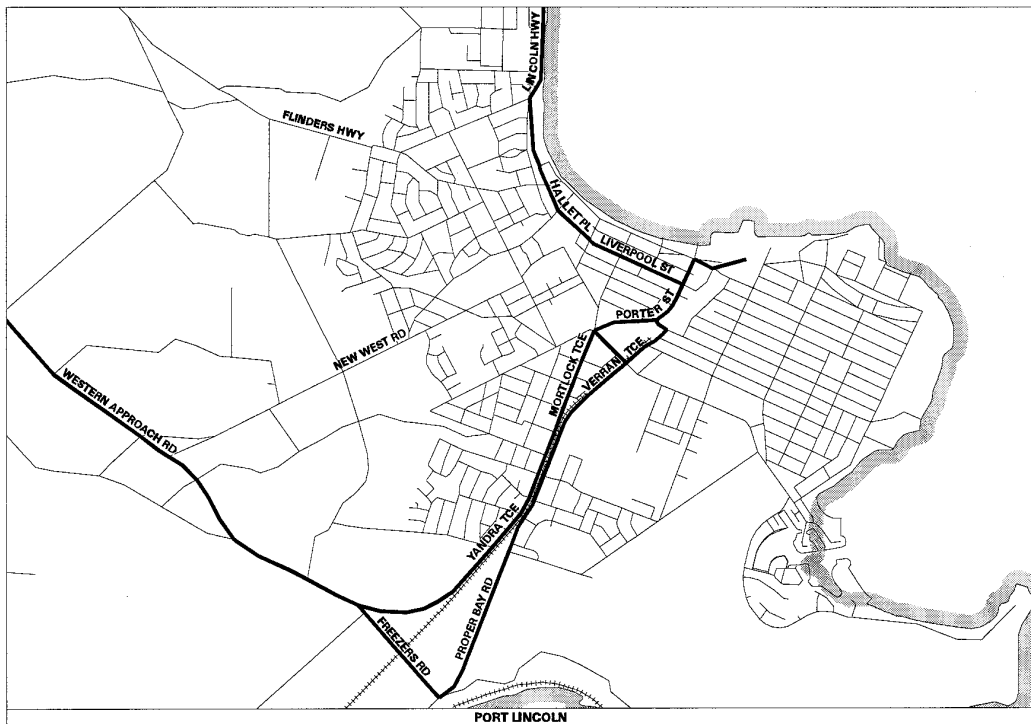
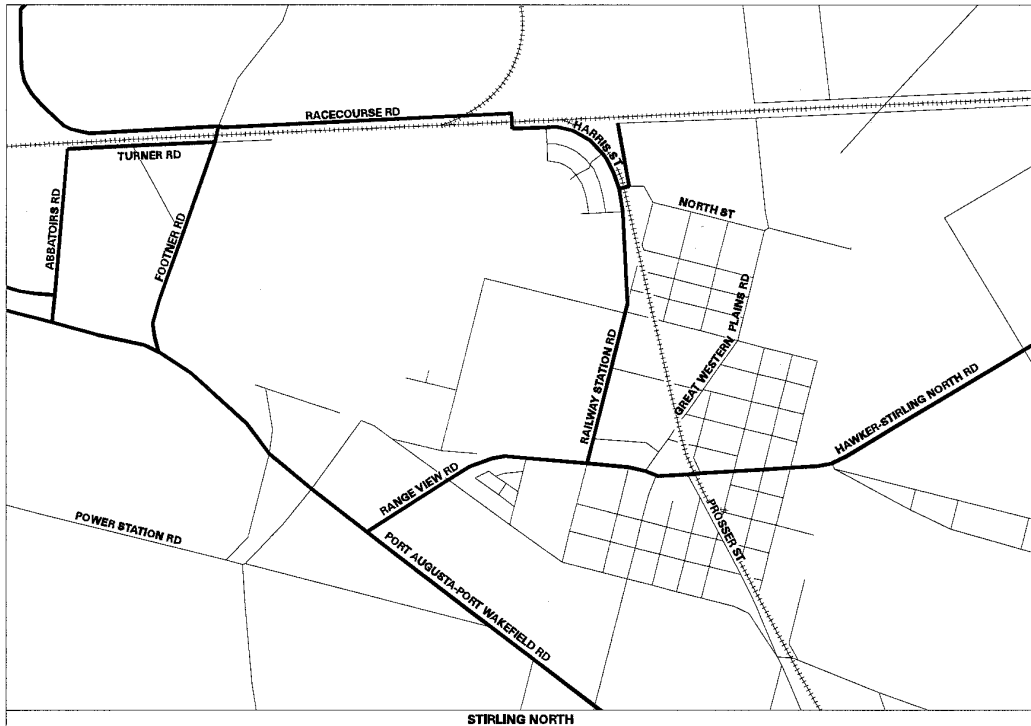
Produced by Transport Information Management Section - 14 December 1999



Government
 of South Australia



TRANSPORT SA

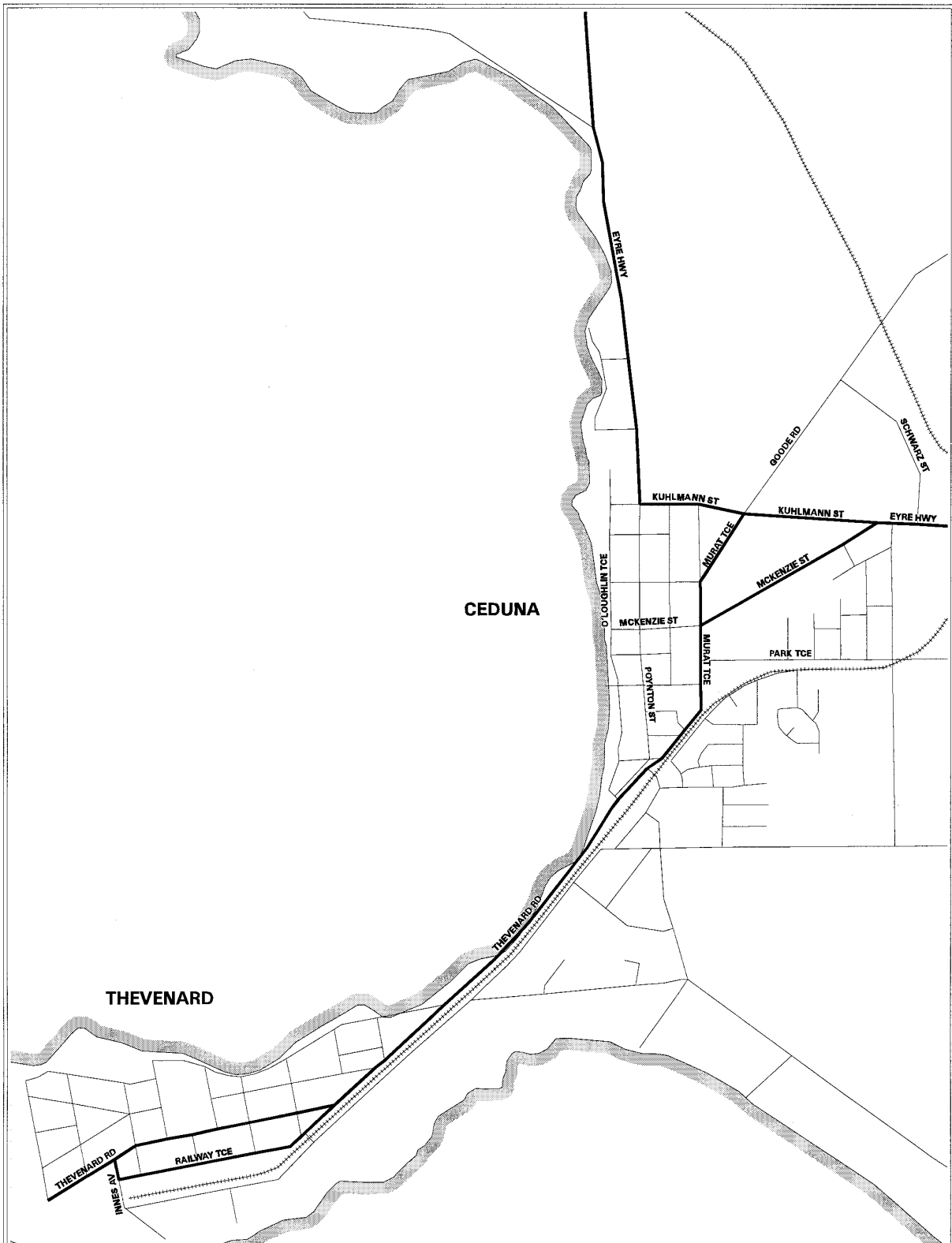


Township Maps
Route Network for General Access Vehicles
fitted with Road Friendly Suspension

 Higher Mass Limits Approved Routes

These routes include National Highways,
 State Arterial Roads, roads in the
 Unincorporated Areas and roads under
 the control of Local Government.





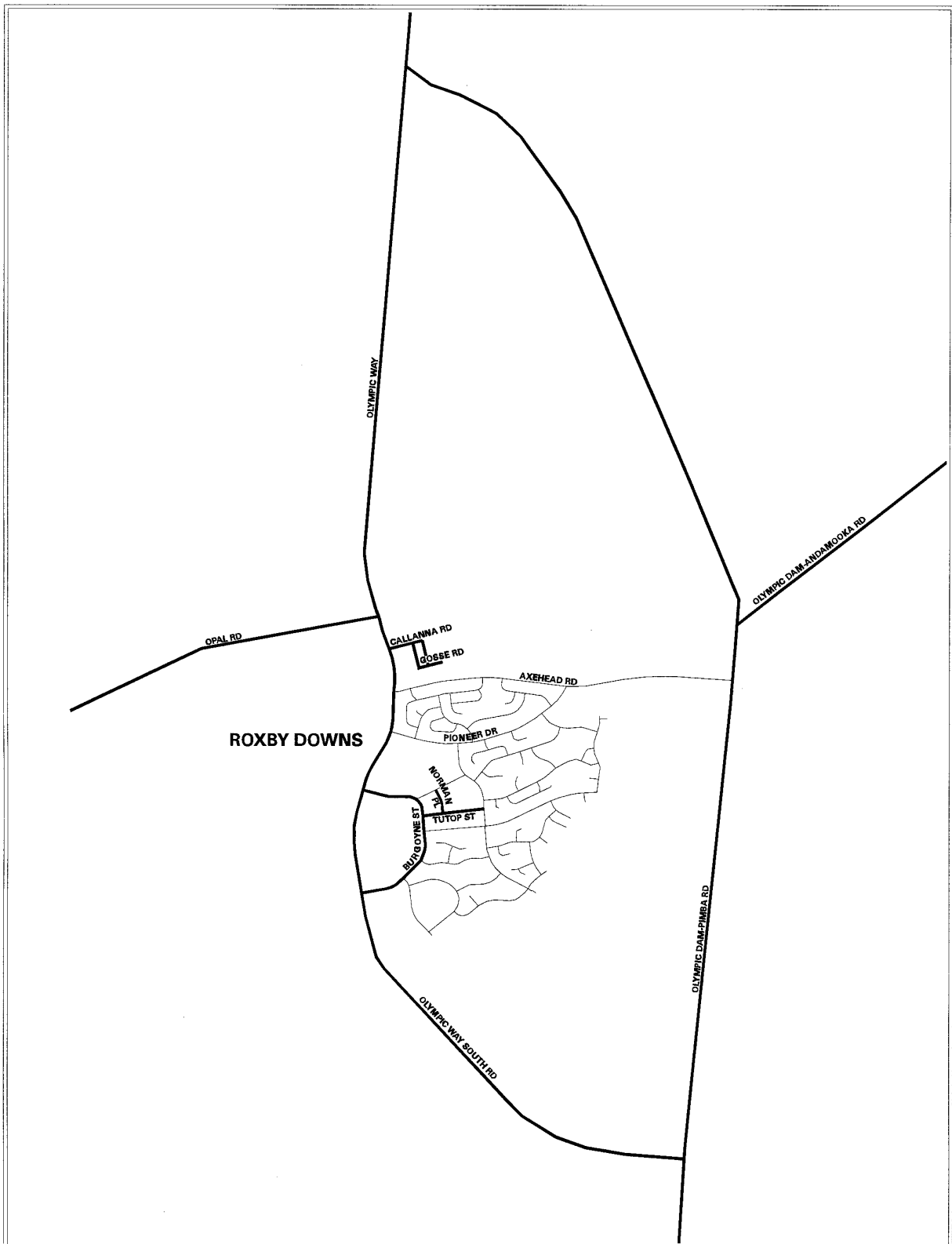
Route Network for General Access Vehicles fitted with Road Friendly Suspension

 Higher Mass Limits Approved Routes

These routes include National Highways, State Arterial Roads, roads in the Unincorporated Areas and roads under the control of Local Government.



Produced by Transport Information Management Section



Route Network for General Access Vehicles fitted with Road Friendly Suspension

 Higher Mass Limits Approved Routes

These routes include National Highways, State Arterial Roads, roads in the Unincorporated Areas and roads under the control of Local Government.

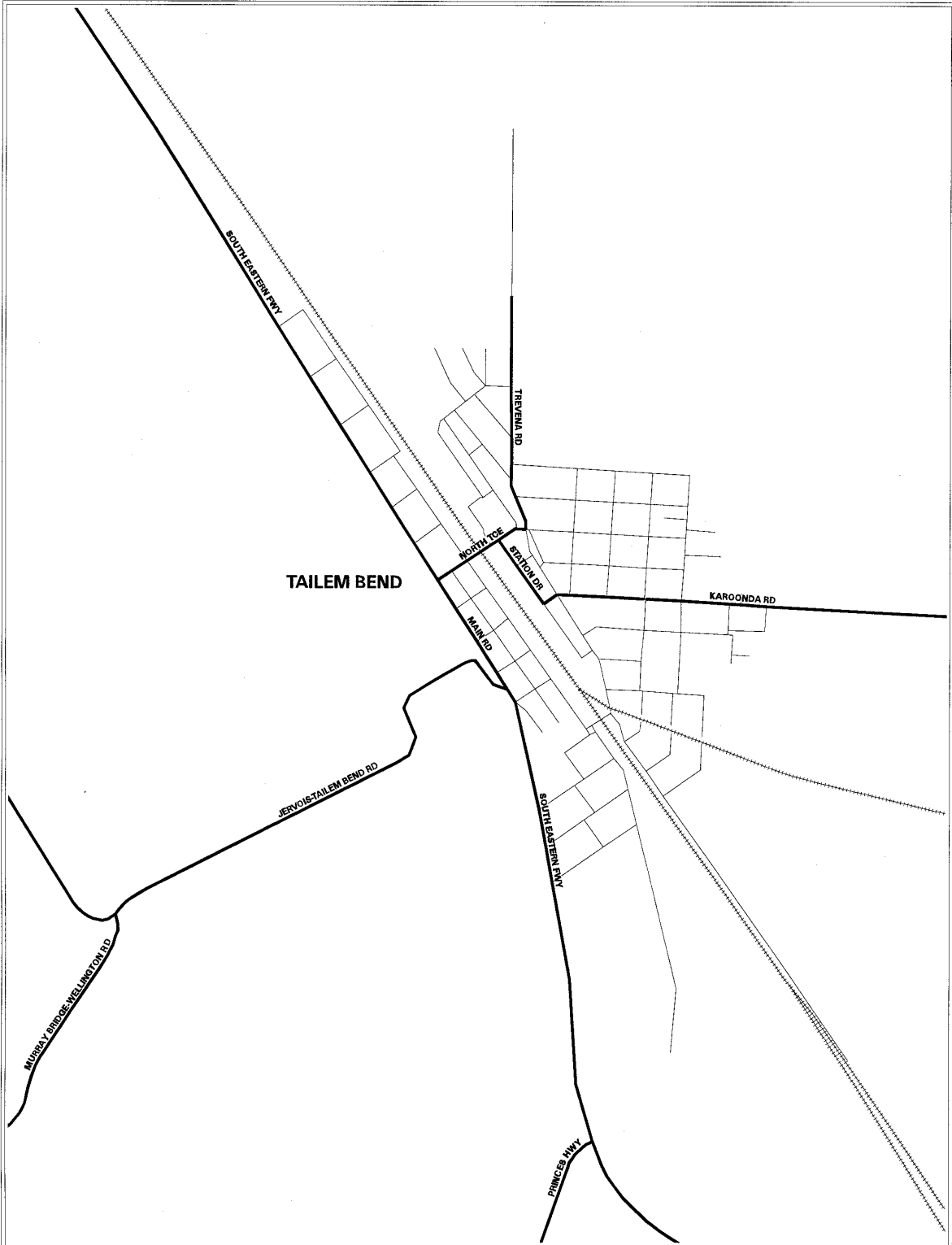
Produced by Transport Information Management Section



Government of South Australia



TRANSPORT SA



Route Network for General Access Vehicles fitted with Road Friendly Suspension

 Higher Mass Limits Approved Routes

These routes include National Highways, State Arterial Roads, roads in the Unincorporated Areas and roads under the control of Local Government.

Produced by Transport Information Management Section



TRANSPORT SA

ROAD TRAFFIC ACT 1961

Operation of Road Train Vehicles in South Australia

PURSUANT to the provisions of Section 161A of the Road Traffic Act 1961, as amended and Regulation 35 of the Road Traffic (Miscellaneous) Regulations 1999, I, T. N. Argent, Executive Director, Transport SA, as an authorised delegate of the Minister for Transport, Urban Planning, hereby approve road trains to operate on routes and in accordance with the conditions specified herein and in the document titled Operation of Road Train Vehicles in South Australia, Edition No. 1:

and

PURSUANT to the provisions of Section 163AA of the Road Traffic Act 1961, as amended, I, T. N. Argent, Executive Director, Transport SA, as an authorised delegate of the Minister for Transport and Urban Planning, hereby exempt Road Trains from Rule 72 Height for the transport of baled wool and Rule 66 Width for the transport of Indivisible Items, of the Road Traffic (Vehicles Standards) Regulations 1999:

1. Special Conditions

- 1.1 This notice and the document titled 'Operation of Road Train Vehicles in South Australia' Edition 1 or a copy of each shall be carried by the driver of the vehicle at all times when operating under this exemption and be produced when requested by an Inspector appointed under the Road Traffic Act and Motor Vehicles Act, or a police officer.
- 1.2 Drivers of road trains when operating under this exemption shall carry their medical certificate or copy and shall produce the certificate or copy when requested by an Inspector appointed under the Road Traffic Act or a police officer. (refer to Section 5 of this notice)
- 1.3 The vehicle is not under 'Notice of Suspension to Operate as a Road Train' issued by the Minister for Transport and Urban Planning.

2. Definitions

For the purpose of this notice the following definitions shall apply:

- 2.1 'Articulated Vehicle Towing a Converter Dolly' means a prime mover towing a semi-trailer and a converter dolly.
- 2.2 'Converter Dolly' means a trailer with one tandem axle group or single axle and a fifth wheel coupling, designed to convert a semi-trailer onto a dog trailer.
- 2.3 'Double Road Train' means a combination of vehicles, other than a B-Double, consisting of a motor vehicle towing two trailers (counting as one trailer a converter dolly supporting a semi-trailer).
- 2.4 'Maintenance Management Scheme' means a scheme that is recognised by Transport SA as meeting the requirements of the maintenance management module (including audit requirements) of the National Heavy Vehicle Accreditation Scheme (NHVAS).
- 2.5 'National Heavy Vehicle Accreditation Scheme' (NHVAS) means the comprehensive alternative compliance package developed by the National Road Transport Commission and approved by the Australian Transport Council on 14 November 1997.
- 2.6 'Road Train' means a Double Road Train and/or a Triple Road Train.
- 2.7 'Route' means the sealed portion of the carriageway between kerbing and/or including the formed shoulders on either side of the sealed portion.
- 2.8 'Triple Road Train' means a combination of vehicles, other than a B-Double, consisting of a motor vehicle towing three trailers (counting as one trailer a converter dolly supporting a semi-trailer).

3. General Conditions for Road Trains

- 3.1 Road Trains as defined herein are operated in accordance with the specifications and conditions and on the routes specified in Part 1 of the document titled 'Operation of Road Train vehicles in South Australia', Edition 1, issued by Transport SA.
- 3.2 Road Trains shall not exceed 90 km/h or any posted speed limit whichever is the lesser. Engine management systems should be set to limit the speed of the road train to 90 km/h
- 3.3 The headlights of the prime mover are to be alight at all times.

3.4 For travel on the routes detailed in Part 1 of the document titled 'Operation of Road Train Vehicles in South Australia', Edition 1, dated October 1995:

- (a) All South Australian and Victorian registered vehicle units in a Road Train (Prime movers, Converter Dollies and Semi-Trailers) shall be inspected and display a current inspection label as detailed in the document titled 'Operation of Road Train Vehicles in South Australia', Edition 1, and issued by Transport SA or be accredited under a Maintenance Management Scheme and display a label that identifies scheme membership.
- (b) Vehicles registered in New South Wales, Queensland, Western Australia and the Australian Capital Territory are not required to display South Australian labels or undergo inspections which are additional to those required in their home states.
- (c) Vehicles registered in the Northern Territory are required to display either South Australian inspection labels or Northern Territory inspection and rating labels or be accredited under a Maintenance Management Scheme and display a label that identifies scheme membership.

4. *Vehicle Maintenance Management Accreditation*

4.1 For travel from Port Augusta West, on National Route 1 to northern Adelaide on the route and to the depots described in Maps 1 and 2 titled 'Double Road Train Route into Northern Adelaide', all vehicle units in a Double Road Train (prime movers, converter dollies and semi trailers) are required to be accredited under a Maintenance Management Scheme and display a label that identifies scheme membership.

5. *Driver Health*

5.1 As from 1 September 1998, all Road Train drivers when operating under this exemption on the routes described in 4.1 shall carry a recognised medical certificate or copy which certifies that the driver has passed a medical examination in accordance with the document titled 'Medical Examinations of Commercial Vehicle Drivers (revised version 1997)' published by the Federal Office of Road Safety and the National Road Transport Commission.

5.2 The certificate is valid subject to there being no significant change in medical condition for a period not exceeding 3 years for drivers up to the age of 49 and annually thereafter.

6. *General Conditions for Articulated Vehicles Towing Converter Dollies*

6.1 Articulated vehicles towing converter dollies are operated in accordance with the conditions and only on the routes specified in part 2 of the document titled 'Operation of Road Train Vehicles in South Australia', Edition 1 issued by Transport SA.

6.2 Articulated vehicles towing converter dollies shall comply with the Road Traffic Act, 1961, and Regulations and the Road Transport Reform (Heavy Vehicle Standards) 1995 No 55.

6.3 All South Australian registered vehicle units in an articulated vehicle and converter dolly combination shall be inspected and display a current inspection label as described in the document titled 'Operation of Road Train Vehicles in south Australia', Edition 1 issued by Transport SA or be accredited under a Maintenance Management Scheme and display a label that identifies scheme membership.

6.4 Vehicles registered in New South Wales, Queensland, Victoria and Western Australia are not required to display South Australian labels or undergo inspections which are additional to those required in their home states.

6.5 Vehicles registered in the Northern Territory are required to display either South Australian inspection labels or Northern Territory inspection and rating labels in accordance with the Mutual Recognition Agreement between South Australia and Northern Territory or be accredited under a Maintenance Management Scheme and display a label that identifies scheme membership.

7. Registration Categories

- 7.1 Vehicles operating under this notice shall be registered in accordance with the Charge Codes shown in Table 1.

Table 1

Vehicle Configuration	Charge Code
Long Combination Prime Mover (Type 1) (Double Road Train only)	1LP3
Long Combination prime Mover (Type 2) (Triple Road Train)	2LP3

Note: A prime mover registered with a charge code of 2LP3 may operate as a Double Road Train.

8. Transport of Baled Wool

- 8.1 Baled wool may be carried subject to the following:
- 8.1.1 The baled wool shall not be loaded more than 4 layers high.
 - 8.1.2 The maximum overall vehicle height including the baled wool shall not exceed 4.6 m.
 - 8.1.3 The overall width of all axles or axle groups of the vehicle carrying the load, excluding the front axle or axle group, when measured between two vertical parallel planes located at the outer extremities of the tyres, shall be not less than 2.1 m.
 - 8.1.4 Hauliers operating under provisions of this notice should be aware that some bridges, signs overhead wires, trees and signals may not provide sufficient clearance for the passage of a 4.6 metre high vehicle.

9. Transport of Indivisible Items

- 9.1 For the purpose of this exemption an 'Indivisible Item' shall mean an item which cannot without disproportionate effort, expense or risk of damage, be divided into two or more items for road transport.
- 9.2 Indivisible items may be carried on a Road Train subject to the following:
- 9.2.1 Travel is only permitted between Port Augusta West and the SA/NT border via Old Woomera Road, Madland Street, Stuart Highway and from the Stuart Highway to Olympic Dam mine via the Pimba/Olympic Dam Road and Olympic Way.
 - 9.2.2 The maximum width of an item carried on a Triple Road Train shall not exceed 3.1 metres.
 - 9.2.3 The maximum width of an item carried on a Double Road Train shall not exceed 3.5 metres.
 - 9.2.4 The overall height of the vehicle and load shall not exceed 4.6 metres.
 - 9.2.5 If the load consists of transportable buildings the overall height of the vehicle and transportable building shall not exceed 4.85 metres.
 - 9.2.6 Travel is only permitted between the hours of sunrise and sunset as specified in the Proof of Sunrise and Sunset Act 1923 as amended, and published in the South Australian Government Gazette.
 - 9.2.7 Travel is not permitted during periods of low visibility.
 - 9.2.8 The Road Train shall display an 'OVERSIZE' sign at the front and rear of the vehicle combination in addition to the normally required 'ROAD TRAIN' signs.
 - 9.2.9 The specification of the 'OVERSIZE' sign shall be in accordance with the specifications detailed in the document titled 'OVER DIMENSION AND EXCESS MASS PERMIT GUIDELINES' dated July 1995.
 - 9.2.10 The wider of any load shall always be carried on the most forward trailer if the road train is carrying loads of varying widths.
 - 9.2.11 The rear vision mirrors fitted to the prime mover shall be extended sufficiently to ensure that the driver has a clear reflected view of traffic to the sides and rear of the road train.

10. Additional Routes for Articulated Vehicles Towing Converter Dollies

- 10.1 The permitted routes for Articulated Vehicles Towing Converter Dollies for the purposes of this exemption are those routes detailed in this section together with the routes detailed in the document titled 'Operation of Road Trains in South Australia', Edition 1 issued by Transport SA.
- 10.1.1 Angle Vale Road between the Gawler Bypass and Port Wakefield Road.
- 10.1.2 Heaslip Road between Angle Vale Road and Waterloo Corner Road.
- 10.1.3 Waterloo Corner Road between Port Wakefield Road and Salisbury Highway.
- 10.1.4 Churchill Road between Grand Junction Road and Torrens Road.
- 10.1.5 The road from the Sturt Highway linking Yamba, Loxton, Moorook, Kingston-on-Murray, Sturt Highway, Cobdogla, to the Monash/Overland Corner Road.

11. Additional Routes for Triple Road Trains

- 11.1 The permitted routes for Triple Road Trains for the purposes of this exemption are those routes specified in the document titled 'Operation of Road Trains in South Australia', Edition 1 and the additional route being the Pimba/Olympic Dam Road, Olympic Way between the Stuart Highway and the Olympic/Dam Mine.

12. Additional Routes for Double Road Trains

- 12.1 The permitted routes for Double Road Trains for the purposes of this exemption are those routes detailed in this section together with the routes detailed in the document titled 'Operation of Road Trains in South Australia', Edition 1 issued by Transport SA.

12.2 Port Augusta West (including Road Train Depots via Madland Street, Old Tarcoola Road), Stuart Highway, or from Route 1, Port Augusta (Victoria Parade, Port Augusta Bridge), to northern Adelaide on the route and to the depots/terminals/zone shown in Maps 1 & 2 titled 'Double Road Train Route into Northern Adelaide'.

12.2.1 The following manoeuvres only are permitted on Route 1 in Port Augusta to gain access to the specified roadhouses:

- (a) 'Entrance to and exit from the Caltex Roadhouse'
Left turn into eastern entrance.
Right turn exit onto Power Station Road then left onto National Route 1.
- (b) 'Entrance to and exit from the Shell Meteor Roadhouse'
Left turn into eastern entrance.
Left turn exit from the western entrance onto National Route 1.
- (c) 'Entrance to and exit from the BP Roadhouse'
Left turn into Ritma Road and then into the roadhouse.
Left turn exit onto Ritma Road and then left turn onto National Route 1.

(d) Road Trains are permitted to drop both trailers at a roadhouse if the facilities on the opposite side of the road are to be used, ie, travel bobtail.

12.2.2 Road Trains shall not exceed a maximum speed of 40 km/h within the 60km/h zone posted in Port Augusta.

12.2.3 All right turn manoeuvres across National Route 1 are prohibited except where allowed by this notice or by individual permit.

12.2.4 For travel on the route specified in 12.2, except for the manoeuvres detailed in 12.2.1, the following route operating conditions will apply:

- (a) Road Trains are not permitted to assemble or disassemble along the route, or to enter or exit depots, roadways, parking bays, service stations or other locations, or otherwise deviate from the route unless allowed by this notice or under individually issued permit.
- (b) Road Trains can enter the weighbridge at Stirling North but only when the weighbridge is open and/or as directed by an Inspector or Police Officer.
- (c) Road Trains may only turn left to stop in parking bays showing a 'Truck Parking Area' sign for rest purposes or vehicle checks but not for assembly or disassembly purposes. The sign shall comply with Australian Standard AS 1742.6 service symbol sign S13. The sign has a blue background.
- (d) Road Trains turning from Port Wakefield Road into the South Road Connector will use the eastern most right turn lane (ie the left most lane).
- (e) Road Trains turning right from South Road Connector into Grand Junction Road will use the eastern most right turn lane (ie the left most lane).

- (f) Access into the Regency Park Zone (bounded by Grand Junction Road, South Road, eastern boundary of Naweena Road and the eastern boundaries of Tikalara Street and Peekarra Street) will be left in at Wirriga Street and Camira Street and right out at Kateena Street. Road Trains may enter or exit depots within the Regency Park Zone including the TRANSPORT SA inspection station,
 - (g) North bound vehicles on South Road are not permitted to turn left into Grand Junction Road to travel west.
 - (h) East bound vehicles on Grand Junction Road are not permitted to turn right into South Road to travel south.
 - (i) East bound vehicles on Grand Junction Road are not permitted to turn left into Eastern Parade to travel north-west.
 - (j) South-East bound vehicles on Eastern Parade are not permitted to turn right into Grand Junction Road to travel west.
- 12.3 The main road between William Creek and Coober Pedy.
 - 12.4 The Borefield Road between Roxby Downs and Bopeechee.
 - 12.5 Avondale Homestead(HS) Access Road from the Strezelecki Track to Avondale HS.
 - 12.6 Calcutta HS Access Road from the Strezelecki Track to Calcutta HS.
 - 12.7 Part of The Knob-Moolawatana Road from the Strezelecki Track to the Mt Fitton Talc Mine.
 - 12.8 Part of the Mt Hopeless-Balcanoona Road from the Strezelecki Track to Moolawatana.
 - 12.9 Murnpeowie HS Road from the Strezelecki Track to the Murnpeowie HS.
 - 12.10 Lindon HS Access Road from the Merty Merty-Cameron Corner Road to the Lindon Homestead.
 - 12.11 Merty Merty to Cameron Corner Road from the Strezelecki Track to the SA-NSW-Qld Border.
 - 12.12 Gidgealpa HS Access Road from the Strezelecki Track to the Gidgealpa HS.
 - 12.13 Part of the Innaminka to Queensland Border Road from south of Leapyear Bore to Innaminka.
 - 12.14 Witchelina HS Access Road from the Lyndhurst-Marree Road to the Witchelina HS.
 - 12.15 Mundowdna HS Road from the Lyndhurst-Marree Road to the Mundowdna HS.
 - 12.16 Muloorina HS Access Road from Marree to the Muloorina HS.
 - 12.17 Clayton HS Access Road from the Birdsville track to the Clayton HS.
 - 12.18 Mulka HS Access Road from the Birdsville Track to the Mulka HS.
 - 12.19 New Kalamurina HS Access Road from the Birdsville Track to the New Kalamurina HS.
 - 12.20 Clifton Hills Access Road from the Birdsville Track to the Clifton Hills HS.
 - 12.21 Alton Downs HS Access Road from the Birdsville Track to the Alton Downs HS.
 - 12.22 Oodnadatta to Coober Pedy (Stuart Highway) using the Oodnadatta to Coober Pedy Road then via Seventeen Mile Road, Flat Hill Road (Oodnadatta Bypass) to the Stuart Highway.
 - 12.23 Evelyn Downs-San Marino HS Access Road from the Coober Pedy-Oodnadatta Road (Mt Barry) to the Evelyn Downs and San Marino Homesteads.
 - 12.24 Arkaringa-Mt Barry HS Road from the Coober Pedy-Oodnadatta Road to the Arkaringa and Mt Barry Homesteads.
 - 12.25 Macumba HS Access Road from Oodnadatta to Macumba HS.
 - 12.26 Oodnadatta to Northern Territory Road from Oodnadatta via Hamilton, Eringa and Mt Dare.
 - 12.27 Allandale HS Access Road from the Marree-Oodnadatta Road to the Allandale HS.
 - 12.28 Ingomar HS Northern Access Road from the Stuart Highway to the Ingomar HS.
 - 12.29 Glendambo to 354 Mile HS Access Road from Gendambo on the Stuart Highway to the 354 Mile HS.
 - 12.30 Hesso-Yudnapinna Road from Hesso to Yudnapinna HS.
 - 12.31 Tarcoola to Hawkes Nest Bore Road from Tarcoola to the Stuart Highway.
 - 12.32 The Twins HS Access Road from the Stuart Highway to the Twins HS.
 - 12.33 McDouall Peak HS Access Road from the Stuart Highway to the McDouall Peak HS.

- 12.34 Mt Clarence HS Access Road from the Stuart Highway to the Mt Clarence HS.
- 12.35 Mabel Creek HS Access Road from Coober Pedy to the Mabel Creek HS.
- 12.36 Point Lowly Road from the Eyre Highway to Point Bonython.
- 12.37 Penong/Kevin Road from the Eyre Highway to the Kevin Mine Site.
- 12.38 Travel is permitted in the township of Penong on the following roads;
- 12.38.1 From the Eyre Highway, Murray Street, Stiggants Street, into the Ampol Depot.
- 12.38.2 From Eyre Highway, into either Saunders Street, Prider Street, Shipard Street then onto Oates Street and Murray Street.
- 12.38.3 From the Eyre Highway, into either Point Sinclair Road, Davey Road, Webber Street to Sleep Street to access the weighbridge.
- 12.39 Access into depots, which abut the Double Road Train route described in 12.2, as detailed in this notice is permitted provided the operator/driver has the approval of the landowner or tenant.
- 12.39.1 Kangaroo Island Freight Service on Eastern Parade.
Access is left in only from Eastern Parade via the centre entrance and right out only onto Eastern Parade by the eastern most gate. (Refer to Map 2)
- 12.39.2 Georges Corner Mobil Service Station (north of Port Pirie).
Access is only permitted for southbound Road Trains and shall be left turn in and left turn out.
- 12.39.3 BP Bungama Service Station (south of Port Pirie).
Access is only permitted for southbound Road Trains and shall be left turn in and left turn out.
- 12.39.4 Mobil Country Gardens Service Stations (north of Warnertown).
Access is only permitted for southbound Road Trains and shall be left turn in and left turn out.
- 12.39.5 Mobil Snowtown Service Station.
Access is only permitted for northbound Road Trains and shall be left turn in and left turn out.
- 12.39.6 25 Berth, Port Adelaide.
Access shall be left in from Dock Road and right out onto Dock Road. (Refer to Map 2)
- 12.39.7 Redhill Food and Gas Stop
Access is only permitted for southbound Road Trains and shall be left turn in and left turn out.
- 12.39.8 Lochiel Marshalling Yard
- (a) Entry into the yard is only permitted as follows:-
- (i) From the right turn lane on Route 1 into the northern access when travelling in a southerly direction.
- (ii) From the left turn lane on Route 1 into the southern access when travelling in a northerly direction.
- (b) Exit from the yard is only permitted by turning left into Route 1 via the northern access using the acceleration lane.
- (c) Exit from the yard by turning right into Route 1 via the southern or northern access when travelling in a southerly direction is **not permitted**.
- 12.39.9 Mambray Creek Road House
Access is only permitted for southbound Road Trains and shall be left turn into Mambray Creek Road House Access Road and left turn out.
- 12.39.10 The Adelaide Plains Saleyard Complex
(near Dublin) via Carslake Road.
- 12.39.11 TNT Automotive Logistics—Wingfield
Access is via South Road, right turn into Cormack Road, right turn into the depot.
Exit from depot, left turn into Cormack Road, left turn into South Road.
- 12.39.12 Adelaide Car Express Depot—Wingfield
Access via South Road, left turn into Senna Road, right turn into Lafitte Road, right turn into the depot.
Exit the depot, right turn into Lafitte Road, left turn into Rosberg Road, left turn into Johansson Road, left turn into Cormack Road, right turn into South Road.

12.39.13 Harris Refrigerated Depot—Dry Creek

Access South on Port Wakefield Road, past Port Wakefield Road/South Road Connector Intersection, right turn into Cavan Road, right turn into Duncan Road, left turn into Acorn Road, straight into depot.

Exit straight out of the depot, Acorn Road, right turn into Duncan Road, left turn into Cavan Road, left turn into Port Wakefield Road.

12.39.14 Bulls Transport Depot—Wingfield

Access via South Road, left turn into Cormack Road, right turn into Johannson Road, left turn into Rosberg Road, left turn into Grand Junction Service Road, left turn into depot.

Exit via right turn out of depot, right turn into Rosberg Road, right turn into Johannson Road, left turn into Cormack Road, right turn into South Road.

12.39.15 Australian Wool Handlers Depot—Port Adelaide

Access to the Depot via right turn from Grand Trunkway direct into depot.

Exit depot, left turn into Grand Trunkway.

12.39.16 Lange Transport Depot—Wingfield

Access via South Road, left turn into Wing Street, left turn into depot.

Exit from depot, left turn into Wing Street, right turn into Rafferty Street, right turn into South Terrace, left turn into South Road, left turn into Rosberg Road, left turn into Johannson Road, left turn into Cormack Road, right turn into South Road.

12.39.17 McBride Transport Depot—Wingfield

Access via South Road, left turn into Rosberg Road, right turn into Dunstan road, right turn into Streiff Road, right turn into depot.

Exit depot, left turn into Streiff Road, left turn into Dunstan Road, right turn into Rosberg Road, left turn into Johannson Road, left turn into Cormack Road, right turn into South Road.

12.39.18 NTFS Depot—Port Adelaide

Access via Eastern Parade, left turn into Ocean Steamers Road, left turn into Francis Street, right turn into depot.

12.39.19 Pivot Depot—Port Adelaide

Access via Eastern Parade, left turn into depot at Gate 20/21 driveway.

12.39.20 Gilbert's Transport Service—Cavan

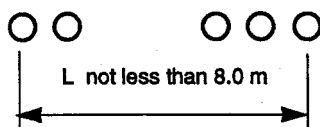
Access via Port Wakefield Road, left turn into Montague Road, left turn into Cross Keys Road, left turn into CB Fisher Drive, left turn into depot.

Note: Routes specified in clauses 12.39.11 to 12.39.13 inclusive are only available for vehicle combinations carrying general freight. This approval therefore does not include the cartage of dangerous goods on these specified routes.

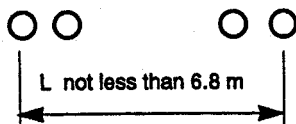
13. Axle Group Spacing Requirements

13.1 Road Trains shall comply with either the axle group requirements detailed in the document titled 'Operation of Road Train Vehicles in South Australia' Edition 1, or with the following axle group spacing dimensions:

13.1.1 The distance (L) between a triaxle axle group and an adjacent tandem group when measured between the centres of the furthest axles shall not be less than 8.0 metres.



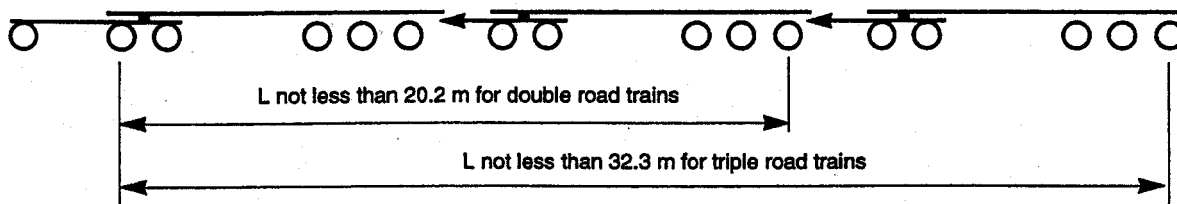
13.1.2 The distance (L) between adjacent tandem axle groups when measured between the centres of the furthest most axles shall not be less than 6.8 metres.



13.1.3 The distance (L) between the centre of the lead axle of the drive axle group of the hauling unit and the centre of the last axle of the combination shall not be less than:

20.2 metres for double road trains

32.3 metres for triple road train



14. Speed Restrictions

14.1 Road Trains shall not exceed a speed of:

14.1.1 40 km/h when travelling through the township of Peterborough.

14.1.2 25 km/h when travelling through the township of Orroroo (Second Street).

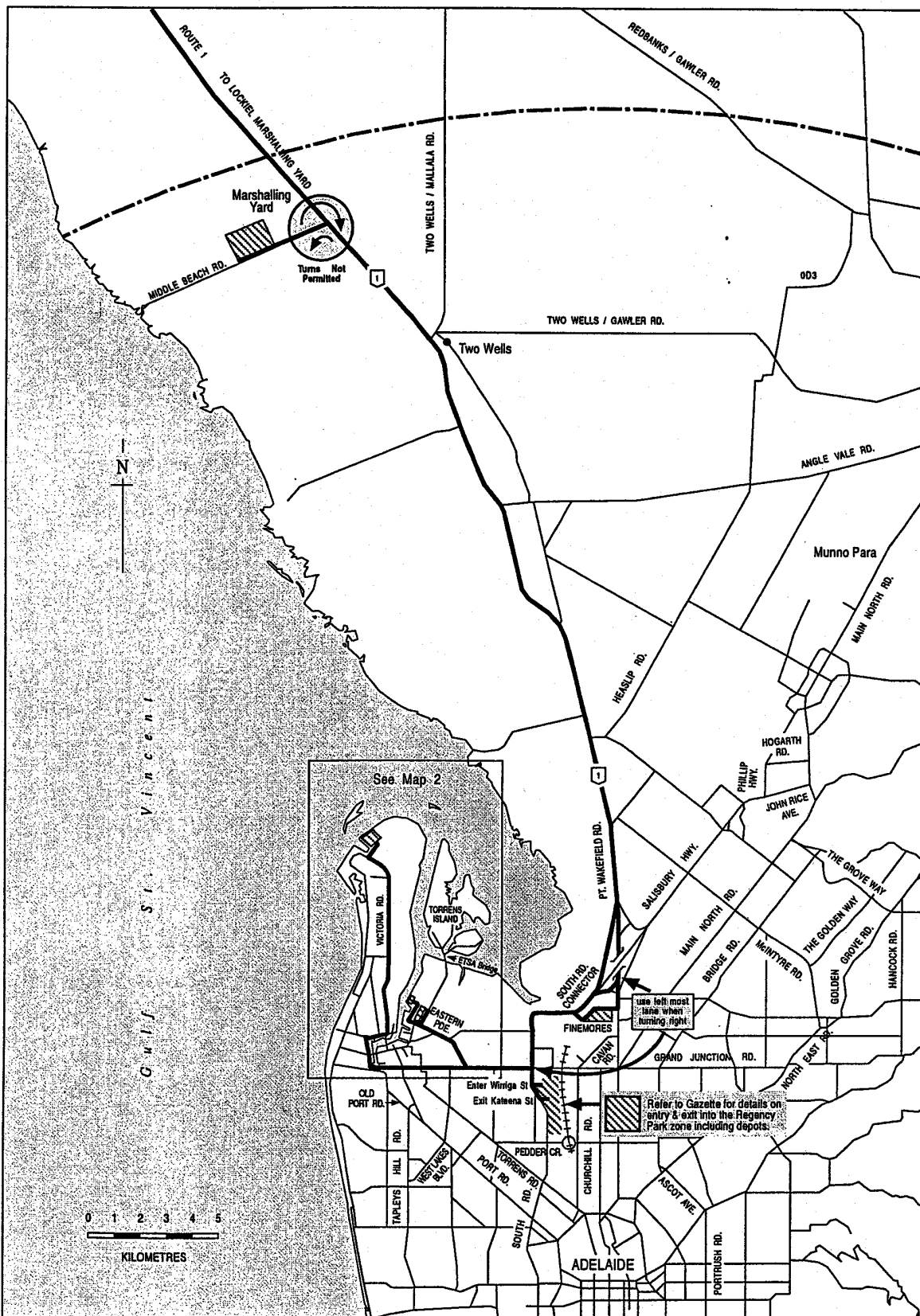
15. Height

15.1 The overall height of the vehicle and any load shall not exceed 4.3 metres except where specified in this notice or in the document titled 'Operation of Road train Vehicles in South Australia' Edition 1.

This notice can either stand alone or be read in conjunction with an individual permit which makes reference to the document titled 'Operation of Road Train Vehicles in South Australia' Edition 1.

The notice titled 'Operation of Road Train Vehicles in South Australia' appearing in the *Government Gazette* dated 10 June 1999 is hereby revoked.

T. N. Argent, Executive Director, Transport SA



DOUBLE ROAD TRAIN ROUTE INTO NORTHERN ADELAIDE

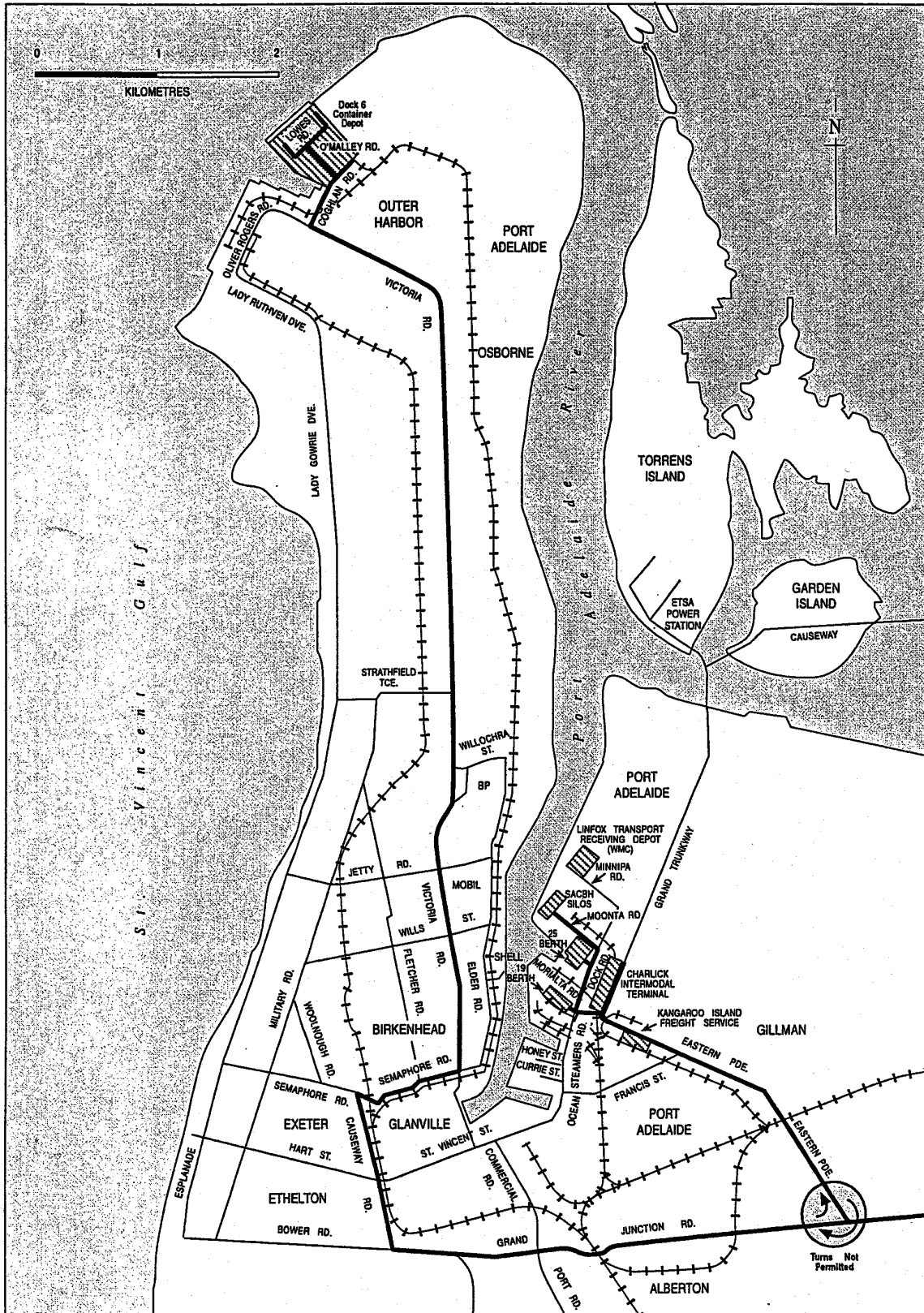
MAP No. 1



Government of South Australia

LEGEND

- Approved terminals/depot/zone
- Double Road Train Routes



DOUBLE ROAD TRAIN ROUTE INTO NORTHERN ADELAIDE

MAP No. 2



Government of South Australia

LEGEND

- Approved terminals/depot/zone
- Double Road Train Routes



FISHERIES ACT 1982: SECTION 59

TAKE notice that pursuant to section 59 of the Fisheries Act 1982, Jim Puckridge of the University of Adelaide, Department of Environmental Biology, Adelaide, S.A. 5005 or persons acting as his agents (hereinafter referred to as the 'permit holder') is exempt from the provisions of the Fisheries Act 1982, but only insofar as the permit holder may engage in the activities specified in Schedule 1 (hereinafter referred to as the 'permitted activity'), using the gear specified in Schedule 2, subject to the conditions specified in Schedule 3 from 1 January 2000 until 1 April 2002.

SCHEDULE 1

The collection of native and introduced fish, including those species protected pursuant to section 42 of the Fisheries Act 1982, from the waters of the Diamantina Creek, Dawsley Creek and the Bremer River.

SCHEDULE 2

- 1 seine net, maximum length 2 m, minimum mesh 3 mm.
- 10 fish traps, maximum dimension 1 m, maximum entrance size 10 cm.
- 1 dab net per person.

SCHEDULE 3

1. All fish collected pursuant to this notice must be returned to the water on completion of scientific evaluation.

2. The fisher shall not contravene or fail to comply with the Fisheries Act 1982, or any regulations made under that Act, except where specifically permitted by this notice.

3. While engaging in the permitted activity, the permit holder must be in possession of a copy of this notice. Such notice must be produced to a PIRSA Fisheries and Aquaculture Compliance Officer if such an officer requests that it be produced.

4. Before collecting any specimens pursuant to this notice, the permit holder must advise the PIRSA Fisheries and Aquaculture Compliance Unit on 1800 065 522 with details of the proposed locations and the dates on which the collections are to be made.

Dated 15 December 1999.

W. ZACHARIN, Principal Fisheries Manager

FISHERIES ACT 1982: SECTION 59

TAKE notice that pursuant to section 59 of the Fisheries Act 1982, Scott Wedderburn of the University of Adelaide, Department of Environmental Biology, Adelaide, S.A. 5005 or persons acting as his agents (hereinafter referred to as the 'permit holder') is exempt from the provisions of the Fisheries Act 1982, but only insofar as the permit holder may engage in the activities specified in Schedule 1 (hereinafter referred to as the 'permitted activity'), using the gear specified in Schedule 2, subject to the conditions specified in Schedule 3 from the date of gazettal of this notice until 24 March 2000.

SCHEDULE 1

The collection of aquatic organisms, including fish below the legal minimum length and species protected pursuant to section 42 of the Fisheries Act 1982, from the all waters of the River Murray including anabranches and tributaries.

SCHEDULE 2

- 1 seine net, maximum length 6 m.
- 10 fish traps, maximum dimension of which does not exceed 0.5 m.
- Hand/dab nets.

SCHEDULE 3

1. The specimens collected by the permit holder are for scientific and research purposes only and may not be sold. All native species must be returned to the water immediately upon completion of scientific evaluation.

2. The permit holder shall not contravene or fail to comply with the Fisheries Act 1982, or any regulations made under that Act, except where specifically exempted by this notice.

3. While engaging in the permitted activity, the permit holder must be in possession of a copy of this notice. Such notice must be produced to a PIRSA Fisheries and Aquaculture Compliance Officer if such an officer requests that it be produced.

4. Before collecting any specimens pursuant to this notice, the permit holder must advise the PIRSA Fisheries and Aquaculture Compliance Unit on 1800 065 522 with details of the proposed locations and the dates on which the collections are to be made.

Dated 14 December 1999.

W. ZACHARIN, Principal Fisheries Manager

FISHERIES ACT 1982: SECTION 59

TAKE notice that pursuant to section 59 of the Fisheries Act 1982, Norman Moxey, (19626) and Vicki R. Freeman (19627), P.O. Box 25, American River, Kangaroo Island, S.A. 5221 or persons acting as his agents (hereinafter referred to as the 'permit holder') are exempt from the provisions of sections 50 and 53 of the Fisheries Act 1982 insofar as they may engage in the activities and do the acts specified in Schedule 1 (hereinafter referred to as the 'permitted activity') during the times specified in Schedule 2 subject to the conditions specified in Schedule 3 from the waters specified in Schedule 4 (hereinafter referred to as the 'site').

SCHEDULE 1

The deposit and subsequent removal, of Blacklip Abalone (*Haliotis rubra*), Greenlip Abalone (*Haliotis laevigata*) hereinafter referred to as the 'permitted species', into temporary baskets, located in the area of water specified in Schedule 4, for the purpose of conducting research and development into their farming.

SCHEDULE 2

This permit is valid to 2400 hours on 30 June 2001.

SCHEDULE 3

1. The permit holder must not farm or introduce any species at the site other than the permitted species.

2. The permit holder must not use the site for any purpose other than the permitted use.

3. The permit holder must ensure that the site is maintained in a good, tidy and safe condition to the satisfaction of the Minister for Primary Industries (the 'Minister')

4. The permit holder must remove and lawfully dispose of any waste or debris on the site as soon as is reasonably practicable and in particular must comply with any instructions issued from time to time by the Minister of an officer acting on his behalf in relation to the removal from the site of any unhealthy or dead fish.

5. The permit holder must mark the site boundary in accordance with any requirements of the Harbors and Navigation Act 1993 or other applicable Acts.

6. The permit holder must at all times permit the Minister, his employees, agents or contractors or any employees, agents or contractors of the Crown to enter the site for the purposes of inspecting the site, the sea floor and the flora and fauna on or in the vicinity of the site.

7. The permit holder must comply with all reasonable directions of any such person authorised by the Minister to inspect the conduct of the permit holder's activities at the site.

8. The permit holder must at all times comply with all laws, by-laws or regulations in force which relate to the site or the activities conducted in the site and with all notices, orders or requirements lawfully given or made by any authority or authorities in respect of the site.

9. The permit holder must not do or permit to be done, in, upon or about the site anything which in the opinion of the Minister would cause or contribute to the degradation or pollution of any coastal land or the surrounding marine environment.

10. The Minister may terminate this permit immediately by notice in writing served on the permit holder if the permit holder commits or permits any breach or default of the obligations imposed on the permit holder by this permit.

11. The permit holder shall not contravene or fail to comply with the Fisheries Act 1982, or any regulations made under the Act, except where specifically exempted by this notice.

12. The permit holder must retain a copy of this permit which has been supplied by the Minister, and if requested by a Fisheries Officer, produce that permit for inspection.

13. The permit holder must conduct a Research and Development Program that meets the requirements of the General Manager, Aquaculture. The preliminary program must be provided in writing by the permit holder to the General Manager, Aquaculture within 60 days after the grant of the permit by the Minister.

14. The permit holder must maintain adequate security arrangements to prevent escapement of fish (ova, fry or adult) into South Australian waters.

15. The permit holder must source all farm stock from registered South Australian growers or hatcheries.

16. The permit holder must not stock the site with more than 500 individuals of the permitted species at any time. The size of the abalone shell must not be less than 20 mm in length and must not be greater than 90 mm in length.

17. The permit holder must use original broodstock wholly from, or the progeny of, wild stocks from South Australian waters.

18. The permit holder must maintain a document trail that identifies the source of all farmed stock. The information must be recorded in sufficient detail so as to identify the provider of each batch of stock, including the name and signature of the farm manager or the manager's delegate.

19. A Stock Movement Register must be kept to immediately record all movements of abalone stock to and from the farm.

20. The Stock Movement Register must be kept regardless of the purpose of the movement of the stock.

21. The Stock Movement Register must include the date on which the stock was placed on or removed from the site and the numbers of stock moved on each occasion.

22. The permit holder must maintain a Mortality Register and record the mortalities of all farm abalone. Mortalities must be physically counted at intervals of no more than 3 months, the first interval commencing from the date of the permit.

23. The permit holder must keep the Stock Movement and Mortality Registers for 12 months from the last entry date. A photocopy of the Registers for the period from the date of gazettal of this permit to 30 June 2000 must be forwarded to PIRSA General Manager, Aquaculture on or before 30 June 2000. A photocopy of the Registers for the period from 1 July 2000 to 30 June 2001 must be forwarded to the General Manager, Aquaculture on or before 30 June 2001.

24. The permit holder must complete a 'Farmed Abalone Disposal Statement' and forward this statement to PIRSA Fisheries Aquaculture Compliance as least 48 hours prior to disposal of farmed stock.

25. The permit holder must use the bins, lids, labelling and seals during transporting of stock as defined by the National Docketing System.

26. The permit holder must ensure all farm registers are bound books with consecutively numbered pages; each entry must be recorded in ink in the order of events; each entry must be made immediately below the previous entry and each page must be filled before commencing the next page.

27. The permit holder must make available all farm Registers for inspection by PIRSA Fisheries Aquaculture Compliance Officers immediately upon request.

28. The permit holder must ensure that stock moved from the site is moved 'in shell'. The permit holder must ensure that no processing occurs at sea and must further ensure that no dead farm fish or waste is deposited at sea.

29. The permit holder must ensure that farm stock is sold to a fish processor registered in the state of South Australia.

30. The permit holder must not use the anti-fouling chemical tributyltin (TBT) on any equipment used at the site.

31. The permit holder must not use any chemical or drug for either therapeutic or prophylactic purpose except with the prior approval of the Minister.

32. In the event that the Minister is satisfied, on reasonable grounds, that the fish taken from the waters are not fit for human consumption or that consumption of fish taken from the waters could present a danger to the health of the consumer, the permit holder must, in accordance with a written notice from the Minister, cease or suspend the conduct of the permitted use or else conduct the permitted use as directed within the notice.

33. The permit holder must at all times indemnify the Minister, his officers, employees, contractors and agents from and against all claims, demands, actions, judgments, proceedings, damages, losses, costs, charges and expenses in respect of any loss of life, personal injury and/or damage to property caused or suffered in any manner in or about the site.

SCHEDULE 4

Licensed Area	Licensed Hectares
AGD 66—Zone 53	0
In the waters under Ballast Head jetty and within 20 m from the perimeter of the jetty.	
753480E	6039160N
753350E	6039160N

Dated 17 December 1999.

W. ZACHARIN, Director of Fisheries

FM00333